



**BUPATI TIMOR TENGAH SELATAN
PROVINSI NUSA TENGGARA TIMUR**

**PERATURAN BUPATI TIMOR TENGAH SELATAN
NOMOR 4 TAHUN 2021**

TENTANG

**TATA CARA PENGALOKASIAN DAN PENETAPAN RINCIAN BAGI HASIL
PAJAK DAN RETRIBUSI DAERAH SETIAP DESA
DI KABUPATEN TIMOR TENGAH SELATAN
TAHUN ANGGARAN 2021**

DENGAN RAHMAT TUHAN YANG MAHA ESA

BUPATI TIMOR TENGAH SELATAN,

Menimbang : bahwa untuk melaksanakan ketentuan Pasal 97 ayat (3) Peraturan Pemerintah Nomor 43 Tahun 2014 tentang Peraturan Pelaksanaan Undang-Undang Nomor 6 Tahun 2014 tentang Desa sebagaimana telah diubah beberapa kali terakhir dengan Peraturan Pemerintah Nomor 11 Tahun 2019 tentang Perubahan Kedua Atas Peraturan Pemerintah Nomor 43 Tahun 2014 tentang Peraturan Pelaksanaan Undang-Undang Nomor 6 Tahun 2014 tentang Desa, maka perlu menetapkan Peraturan Bupati tentang Tata Cara Pengalokasian dan Penetapan Rincian Bagi Hasil Pajak Daerah dan Retribusi Daerah setiap Desa di Kabupaten Timor Tengah Selatan Tahun Anggaran 2021;

Mengingat : 1. Undang-Undang Nomor 69 Tahun 1958 tentang Pembentukan Daerah-daerah Tingkat II dalam Wilayah Daerah-daerah Tingkat I Bali, Nusa Tenggara Barat dan Nusa Tenggara Timur (Lembaran Negara Republik Indonesia Tahun 1958 Nomor 122, Tambahan Lembaran Negara Republik Indonesia Nomor 1655);

2. Undang-Undang Nomor 6 Tahun 2014 tentang Desa (Lembaran Negara Republik Indonesia Tahun 2014 Nomor 7, Tambahan Lembaran Negara Republik Indonesia Nomor 5495) sebagaimana telah diubah dengan Undang-Undang Nomor 11 Tahun 2020 tentang Cipta Kerja (Lembaran Negara Republik Indonesia Tahun 2020 Nomor 245, Tambahan Lembaran Negara Republik Indonesia Nomor 6573);

2

3. Undang-Undang Nomor 23 Tahun 2014 tentang Pemerintahan Daerah (Lembaran Negara Republik Indonesia Tahun 2014 Nomor 244, Tambahan Lembaran Negara Republik Indonesia Nomor 5587) sebagaimana telah diubah beberapa kali terakhir dengan Undang-Undang Nomor 11 Tahun 2020 tentang Cipta Kerja (Lembaran Negara Republik Indonesia Tahun 2020 Nomor 245, Tambahan Lembaran Negara Republik Indonesia Nomor 6573);
4. Peraturan Pemerintah Nomor 43 Tahun 2014 tentang Peraturan Pelaksanaan Undang-Undang Nomor 6 Tahun 2014 tentang Desa (Lembaran Negara Republik Indonesia Tahun 2014 Nomor 123, Tambahan Lembaran Negara Republik Indonesia Nomor 5539) sebagaimana telah diubah beberapa kali terakhir dengan Peraturan Pemerintah Nomor 11 Tahun 2019 tentang Perubahan Kedua Atas Peraturan Pemerintah Nomor 43 Tahun 2014 tentang Peraturan Pelaksanaan Undang-Undang Nomor 6 Tahun 2014 tentang Desa (Lembaran Negara Republik Indonesia Tahun 2019 Nomor 41);
5. Peraturan Menteri Dalam Negeri Nomor 20 Tahun 2018 tentang Pengelolaan Keuangan Desa (Berita Negara Republik Indonesia Tahun 2018 Nomor 611);
6. Peraturan Daerah Kabupaten Timor Tengah Selatan Nomor 9 Tahun 2020 tentang Anggaran Pendapatan dan Belanja Daerah Tahun Anggaran 2021 (Lembaran Daerah Kabupaten Timor Tengah Selatan Tahun 2020 Nomor 9);
7. Peraturan Bupati Timor Tengah Selatan Nomor 67 Tahun 2020 tentang Penjabaran Anggaran Pendapatan dan Belanja Daerah Tahun Anggaran 2021 (Berita Daerah Kabupaten Timor Tengah Selatan Tahun 2020 Nomor 67);

MEMUTUSKAN:

Menetapkan : PERATURAN BUPATI TENTANG TATA CARA PENGALOKASIAN DAN PENETAPAN RINCIAN BAGI HASIL PAJAK DAN RETRIBUSI DAERAH UNTUK SETIAP DESA DI KABUPATEN TIMOR TENGAH SELATAN.

BAB I KETENTUAN UMUM

Pasal 1

Dalam Peraturan Bupati ini yang dimaksud dengan:

1. Daerah adalah Kabupaten Timor Tengah Selatan.
2. Bupati adalah Bupati Timor Tengah Selatan.



4. Desa adalah desa dan desa adat atau yang disebut dengan nama lain, selanjutnya disebut Desa, adalah kesatuan masyarakat hukum yang memiliki batas wilayah yang berwenang untuk mengatur dan mengurus urusan pemerintahan, kepentingan masyarakat setempat berdasarkan prakarsa masyarakat, hak asal usul, dan/atau hak tradisional yang diakui dan dihormati dalam sistem pemerintahan Negara Kesatuan Republik Indonesia.
5. Pemerintahan Desa adalah penyelenggaraan urusan pemerintahan dan kepentingan masyarakat setempat dalam sistem pemerintahan Negara Kesatuan Republik Indonesia.
6. Rekening Kas Umum Daerah yang selanjutnya disingkat RKUD adalah tempat penyimpanan uang daerah yang ditentukan oleh gubernur, bupati, atau walikota untuk menampung seluruh penerimaan daerah dan membayar seluruh pengeluaran daerah pada bank yang ditetapkan.
7. Rekening Kas Desa yang selanjutnya disingkat RKD adalah rekening tempat penyimpanan uang Pemerintah Desa yang menampung seluruh penerimaan Desa dan untuk membayar seluruh pengeluaran desa pada bank yang ditetapkan.
8. Anggaran Pendapatan dan Belanja Desa, yang selanjutnya disebut APB Desa, adalah rencana keuangan tahunan Pemerintahan Desa.

BAB II

PENETAPAN RINCIAN BAGI HASIL PAJAK DAN RETRIBUSI DAERAH

Pasal 2

Rincian Bagi Hasil Pajak Daerah dan Retribusi Daerah untuk setiap Desa di Daerah Tahun Anggaran 2021, dihitung dengan cara:

- a. alokasi Dasar, Bagi Hasil Pajak Daerah dan Retribusi Daerah sebesar 60% (enam puluh per seratus) dari Alokasi Dana Kabupaten dibagi secara merata kepada setiap Desa;
- b. alokasi Berdasarkan Formula, Bagi Hasil Pajak Daerah dan Retribusi Daerah sebesar 40% (empat puluh per seratus) dari Alokasi Dana Kabupaten dibagi secara proporsional dengan memperhatikan realisasi penerimaan hasil pajak dan retribusi dari Desa masing-masing dengan rumus perhitungan:

$$W = (0,75 * Z1) + (0,25 * Z2)$$

Keterangan:

W = bagi hasil pajak dan retribusi daerah setiap Desa;

Z1 = rasio realisasi penerimaan PBB setiap Desa terhadap total Realisasi penerimaan PBB kabupaten;

Z2 = rasio realisasi penerimaan retribusi pasar setiap Desa terhadap total realisasi penerimaan retribusi pasar kabupaten; dan

- c. data jumlah realisasi penerimaan PBB dan retribusi pasar sebagaimana dimaksud pada huruf b bersumber dari Perangkat Daerah yang membidangi Pendapatan Daerah.

BAB III
PENYALURAN BAGI HASIL PAJAK DAN RETRIBUSI DAERAH

Pasal 3

- (1) Penyaluran Bagi Hasil Pajak dan Retribusi Daerah dilakukan melalui pemindahbukuan dari Rekening Kas Umum Daerah ke Rekening Kas Desa.
- (2) Pemindahbukuan dari Rekening Kas Umum Daerah ke Rekening Kas Desa dilakukan paling lambat 7 (tujuh) hari kerja setelah persyaratan penyaluran telah dipenuhi.
- (3) Penyaluran Bagi Hasil Pajak dan Retribusi Daerah sebagaimana dimaksud pada ayat (1) dilakukan secara bertahap, dengan ketentuan sebagai berikut:
 - a. tahap I paling cepat bulan Januari dan paling lambat minggu keempat bulan Juni sebesar 50% (lima puluh persen); dan
 - b. tahap II paling cepat bulan Agustus sebesar 50% (lima puluh persen).
- (4) Kepala Desa mengajukan permohonan penyaluran Bagi Hasil Pajak dan Retribusi Daerah kepada Bupati melalui Perangkat Daerah yang membidangi urusan Pemberdayaan Masyarakat Desa dengan tahapan sebagai berikut:
 - a. Tahap I Kepala Desa mengajukan Surat Permohonan Penyaluran Dana dengan dilampiri:
 1. Surat Pengantar Camat;
 2. berita acara verifikasi kelengkapan dokumen APB Desa Tahun Anggaran berjalan;
 3. peraturan Desa tentang APB Desa Tahun Anggaran berjalan.
 - b. Tahap II Kepala Desa mengajukan Surat Permohonan Penyaluran Dana dengan dilampiri:
 1. surat Pengantar Camat;
 2. peraturan Desa tentang Laporan Pertanggungjawaban Realisasi Pelaksanaan APB Desa Tahun Anggaran sebelumnya;
 3. laporan realisasi pelaksanaan APB Desa semester pertama; dan
 4. peraturan Desa tentang Perubahan APB Desa dan Peraturan Kepala Desa tentang Penjabaran Perubahan APB Desa (apabila ada perubahan).
- (5) Dalam rangka pengendalian dan pengawasan, dokumen sebagaimana dimaksud pada ayat (4) huruf a dan huruf b, wajib disampaikan kepada Camat.
- (6) Perangkat Daerah yang membidangi urusan Pemberdayaan Masyarakat Desa meneruskan berkas permohonan dari Desa dan lampirannya disertai Surat Permintaan Pembayaran (SPP) Penyaluran Bagi Hasil Pajak dan Retribusi Daerah kepada Perangkat Daerah yang membidangi Pengelolaan Keuangan Daerah.
- (7) Penyaluran Bagi Hasil Pajak dan Retribusi Daerah setiap tahap dilakukan paling lambat 14 (empat belas) hari kerja setelah Surat Permintaan Pembayaran (SPP) dan Surat Permohonan Penyaluran Dana diterima oleh bendahara umum daerah.

2

BAB IV
PENGUNAAN BAGI HASIL PAJAK DAN RETRIBUSI DAERAH

Pasal 4

- (1) Bagi Hasil Pajak dan Retribusi Daerah digunakan untuk membiayai kegiatan di bidang penyelenggaraan pemerintahan Desa, pembinaan kemasyarakatan Desa, pemberdayaan masyarakat Desa dan pelaksanaan pembangunan Desa.
- (2) Bagi Hasil Pajak dan Retribusi Daerah sebagaimana dimaksud pada ayat (1) diprioritaskan untuk mendukung operasional pemerintahan desa dan atau difokuskan pada salah satu kegiatan atau salah satu belanja.
- (3) Penggunaan Bagi Hasil Pajak dan Retribusi Daerah pada bidang penyelenggaraan pemerintahan desa sebagaimana dimaksud pada ayat (1) tidak diperkenankan untuk membiayai penghasilan tetap dan tunjangan kepala Desa serta perangkat Desa.
- (4) Sisa Bagi Hasil Pajak dan Retribusi Daerah sebagaimana dimaksud pada ayat (2) setelah digunakan dapat membiayai kegiatan penyelenggaraan pembinaan kemasyarakatan Desa.

Pasal 5

Pelaksanaan kegiatan sesuai klasifikasi belanja yang dibiayai dari Bagi Hasil Pajak dan Retribusi Daerah berpedoman pada peraturan Bupati mengenai Pengelolaan Keuangan Desa.

BAB V
SANKSI

Pasal 6

pengelolaan dan pemanfaatan Bagi Hasil Pajak dan Retribusi Daerah oleh Desa yang tidak sesuai akan dikenakan sanksi sesuai ketentuan Peraturan Perundang-undangan.


BAB VI
PENUTUP

Pasal 7

Peraturan Bupati ini mulai berlaku pada tanggal diundangkan.
Agar setiap orang mengetahuinya, memerintahkan pengundangan Peraturan Bupati ini dengan menempatkannya dalam Berita Daerah Kabupaten Timor Tengah Selatan.

Ditetapkan di SoE
pada tanggal 13 Januari 2021

BUPATI TIMOR TENGAH SELATAN,


E. P. TAHUN

Diundangkan di SoE
pada tanggal 13 Januari 2021

SEKRETARIS DAERAH
KABUPATEN TIMOR TENGAH SELATAN


MARTHEN SELAN

BERITA DAERAH KABUPATEN TIMOR TENGAH SELATAN TAHUN 2021 NOMOR 4.

LAMPIRAN I
PERATURAN BUPATI TIMOR TENGAH SELATAN
NOMOR 4 TAHUN 2021
TENTANG
TATA CARA PENGALOKASIAN DAN PENETAPAN RINCIAN
BAGI HASIL PAJAK DAN RETRIBUSI DAERAH SETIAP
DESA DI KABUPATEN TIMOR TENGAH SELATAN
TAHUN ANGGARAN 2021

PEMBAGIAN BAGI HASIL PAJAK DAN RETRIBUSI DAERAH BAGI 266 DESA DALAM WILAYAH
KABUPATEN TIMOR TENGAH SELATAN
TAHUN ANGGARAN 2021

| No. | Kecamatan | Nama Desa | Alokasi Dasar | Alokasi Berdasarkan Formula | | | | | | | Pagu BHPRD per Desa | |
|-----|---------------|-----------|---------------|-----------------------------|---------------------|------------|---------------------------|---------------------------------|------------|---------------|---------------------|------------------|
| | | | | Realisasi PBB 2020 | | | Realisasi Retribusi Pasar | | | Total Bobot | | Alokasi Formula |
| | | | | Realisasi PBB 2020 | Rasio Realisasi PBB | Bobot | Realisasi Retribusi Pasar | Rasio Realisasi Retribusi Pasar | Bobot | | | |
| (1) | (2) | (3) | (4) | (5) | (6) | (7) | (8) | (9) | (10) | (11)=(7)+(10) | (12) | (13)= (4) + (12) |
| 1 | Kota Soe | Kuatae | 4,338,640 | 8,015,532 | 0.00219331 | 0.00164499 | - | - | - | 0.00164499 | 1,265,628 | 5,604,000 |
| 2 | Kota Soe | Noemeto | 4,338,640 | 12,882,341 | 0.00352503 | 0.00264377 | - | - | - | 0.00264377 | 2,034,082 | 6,373,000 |
| 3 | Mollo Selatan | Biloto | 4,338,640 | 17,691,171 | 0.00484089 | 0.00363067 | - | - | - | 0.00363067 | 2,793,382 | 7,132,000 |
| 4 | Mollo Selatan | Kesetnana | 4,338,640 | 55,135,650 | 0.01508693 | 0.01131520 | - | - | - | 0.01131520 | 8,705,750 | 13,044,000 |
| 5 | Mollo Selatan | Tuasene | 4,338,640 | 12,326,951 | 0.00337306 | 0.00252979 | - | - | - | 0.00252979 | 1,946,388 | 6,285,000 |
| 6 | Mollo Selatan | Oinlasi | 4,338,640 | 19,800,946 | 0.00541819 | 0.00406364 | - | - | - | 0.00406364 | 3,126,509 | 7,465,000 |
| 7 | Mollo Selatan | Bisene | 4,338,640 | 5,735,000 | 0.00156928 | 0.00117696 | - | - | - | 0.00117696 | 905,539 | 5,244,000 |
| 8 | Mollo Selatan | Noinbila | 4,338,640 | 15,905,584 | 0.00435229 | 0.00326422 | - | - | - | 0.00326422 | 2,511,443 | 6,850,000 |
| 9 | Mollo Selatan | Bikekneno | 4,338,640 | 7,393,655 | 0.00202315 | 0.00151736 | - | - | - | 0.00151736 | 1,167,435 | 5,506,000 |
| 10 | Mollo Utara | O'Besi | 4,338,640 | 11,633,311 | 0.00318326 | 0.00238744 | 25,771,528 | 0.23913573 | 0.05978393 | 0.06217138 | 47,833,761 | 52,169,835 |
| 11 | Mollo Utara | Eonbesi | 4,338,640 | 12,739,391 | 0.00348592 | 0.00261444 | - | - | - | 0.00261444 | 2,011,511 | 6,350,000 |
| 12 | Mollo Utara | Bosen | 4,338,640 | 24,923,834 | 0.00681998 | 0.00511499 | - | - | - | 0.00511499 | 3,935,397 | 8,274,000 |
| 13 | Mollo Utara | Sebot | 4,338,640 | 22,407,282 | 0.00613137 | 0.00459853 | - | - | - | 0.00459853 | 3,538,041 | 7,877,000 |
| 14 | Mollo Utara | Ajaobaki | 4,338,640 | 18,655,649 | 0.00510480 | 0.00382860 | - | - | - | 0.00382860 | 2,945,670 | 7,284,000 |
| 15 | Mollo Utara | Netpala | 4,338,640 | 14,951,100 | 0.00409111 | 0.00306834 | - | - | - | 0.00306834 | 2,360,733 | 6,699,000 |
| 16 | Mollo Utara | Tunua | 4,338,640 | 24,934,250 | 0.00682283 | 0.00511712 | - | - | - | 0.00511712 | 3,937,042 | 8,276,000 |
| 17 | Mollo Utara | Bijaepunu | 4,338,640 | 27,696,937 | 0.00757879 | 0.00568410 | - | - | - | 0.00568410 | 4,373,261 | 8,712,000 |
| 18 | Mollo Utara | Nefokoko | 4,338,640 | 20,522,580 | 0.00561565 | 0.00421174 | - | - | - | 0.00421174 | 3,240,452 | 7,579,000 |
| 19 | Mollo Utara | Leloboko | 4,338,640 | 12,527,500 | 0.00342794 | 0.00257095 | - | - | - | 0.00257095 | 1,978,054 | 6,317,000 |

| No. | Kecamatan | Nama Desa | Alokasi Dasar | Alokasi Berdasarkan Formula | | | | | | | | Pagu BHPRD per Desa |
|-----|------------------|------------------|---------------|-----------------------------|---------------------|------------|---------------------------|---------------------------------|------------|-------------|-----------------|---------------------|
| | | | | Realisasi PBB 2020 | | | Realisasi Retribusi Pasar | | | Total Bobot | Alokasi Formula | |
| | | | | Realisasi PBB 2020 | Rasio Realisasi PBB | Bobot | Realisasi Retribusi Pasar | Rasio Realisasi Retribusi Pasar | Bobot | | | |
| 20 | Mollo Utara | Lelobatan | 4,338,640 | 8,527,762 | 0.00233348 | 0.00175011 | - | - | - | 0.00175011 | 1,346,507 | 5,685,000 |
| 21 | Mollo Utara | Halme | 4,338,640 | 8,325,000 | 0.00227799 | 0.00170850 | - | - | - | 0.00170850 | 1,314,492 | 5,653,000 |
| 22 | Mollo Utara | Fatukoto | 4,338,640 | 23,152,735 | 0.00633535 | 0.00475151 | - | - | - | 0.00475151 | 3,655,746 | 7,994,000 |
| 23 | Mollo Utara | Kokfe'u | 4,338,640 | 8,062,650 | 0.00220621 | 0.00165465 | - | - | - | 0.00165465 | 1,273,068 | 5,612,000 |
| 24 | Mollo Utara | To'Fen | 4,338,640 | 4,592,335 | 0.00125661 | 0.00094246 | - | - | - | 0.00094246 | 725,116 | 5,064,000 |
| 25 | Mollo Utara | Taftob | 4,338,640 | 9,233,184 | 0.00252650 | 0.00189488 | - | - | - | 0.00189488 | 1,457,891 | 5,797,000 |
| 26 | Mollo Utara | Iusmolo | 4,338,640 | 6,824,500 | 0.00186741 | 0.00140056 | - | - | - | 0.00140056 | 1,077,568 | 5,416,000 |
| 27 | Mollo Utara | To'Manat | 4,338,640 | 5,828,380 | 0.00159484 | 0.00119613 | - | - | - | 0.00119613 | 920,283 | 5,259,000 |
| 28 | Amanuban Timur | Billa | 4,338,640 | 14,231,477 | 0.00389420 | 0.00292065 | - | - | - | 0.00292065 | 2,247,107 | 6,586,000 |
| 29 | Amanuban Timur | Oelet | 4,338,640 | 15,631,815 | 0.00427738 | 0.00320803 | - | - | - | 0.00320803 | 2,468,216 | 6,807,000 |
| 30 | Amanuban Timur | Pisan | 4,338,640 | 12,248,108 | 0.00335149 | 0.00251361 | 1,100,000 | 0.01020697 | 0.00255174 | 0.00506536 | 3,897,213 | 8,236,000 |
| 31 | Amanuban Timur | Mauleum | 4,338,640 | 8,492,915 | 0.00232394 | 0.00174296 | - | - | - | 0.00174296 | 1,341,005 | 5,680,000 |
| 32 | Amanuban Timur | Nifukiu | 4,338,640 | 6,435,270 | 0.00176090 | 0.00132068 | - | - | - | 0.00132068 | 1,016,109 | 5,355,000 |
| 33 | Amanuban Timur | Mnelaanen | 4,338,640 | 18,983,931 | 0.00519463 | 0.00389597 | - | - | - | 0.00389597 | 2,997,504 | 7,336,000 |
| 34 | Amanuban Timur | Teluk | 4,338,640 | 6,102,930 | 0.00166996 | 0.00125247 | - | - | - | 0.00125247 | 963,634 | 5,302,000 |
| 35 | Amanuban Timur | Oe'Ekam | 4,338,640 | 18,100,531 | 0.00495290 | 0.00371468 | 5,254,000 | 0.04875222 | 0.01218805 | 0.01590273 | 12,235,332 | 16,574,000 |
| 36 | Amanuban Timur | Sini | 4,338,640 | 4,993,500 | 0.00136639 | 0.00102479 | - | - | - | 0.00102479 | 788,458 | 5,127,000 |
| 37 | Amanuban Timur | Tliu | 4,338,640 | 9,520,599 | 0.00260515 | 0.00195386 | - | - | - | 0.00195386 | 1,503,273 | 5,842,000 |
| 38 | Amanuban Tengah | Taebesa | 4,338,640 | 14,880,461 | 0.00407178 | 0.00305384 | - | - | - | 0.00305384 | 2,349,579 | 6,688,000 |
| 39 | Amanuban Tengah | Nakfunu | 4,338,640 | 10,177,584 | 0.00278492 | 0.00208869 | - | - | - | 0.00208869 | 1,607,009 | 5,946,000 |
| 40 | Amanuban Tengah | Oe'Ekam | 4,338,640 | 8,871,535 | 0.00242754 | 0.00182066 | - | - | - | 0.00182066 | 1,400,788 | 5,739,000 |
| 41 | Amanuban Tengah | Baki | 4,338,640 | 7,828,297 | 0.00214208 | 0.00160656 | - | - | - | 0.00160656 | 1,236,064 | 5,575,000 |
| 42 | Amanuban Tengah | Tumu | 4,338,640 | 11,522,356 | 0.00315290 | 0.00236467 | - | - | - | 0.00236467 | 1,819,345 | 6,158,000 |
| 43 | Amanuban Tengah | Noebesa | 4,338,640 | 8,539,770 | 0.00233676 | 0.00175257 | - | - | - | 0.00175257 | 1,348,403 | 5,687,000 |
| 44 | Amanuban Tengah | Nobi-Nobi | 4,338,640 | 22,842,460 | 0.00625045 | 0.00468784 | - | - | - | 0.00468784 | 3,606,754 | 7,945,000 |
| 45 | Amanuban Tengah | Sopo | 4,338,640 | 18,790,247 | 0.00514163 | 0.00385622 | - | - | - | 0.00385622 | 2,966,922 | 7,306,000 |
| 46 | Amanuban Tengah | Bone | 4,338,640 | 8,478,271 | 0.00231993 | 0.00173995 | - | - | - | 0.00173995 | 1,338,693 | 5,677,000 |
| 47 | Amanuban Tengah | Maunum Niki-Niki | 4,338,640 | 18,809,839 | 0.00514699 | 0.00386024 | - | - | - | 0.00386024 | 2,970,016 | 7,309,000 |
| 48 | Amanuban Selatan | Pollo | 4,338,640 | 32,105,084 | 0.00878501 | 0.00658876 | 6,500,000 | 0.06031393 | 0.01507848 | 0.02166724 | 16,670,462 | 21,009,000 |
| 49 | Amanuban Selatan | Oekiu | 4,338,640 | 11,072,433 | 0.00302978 | 0.00227234 | - | - | - | 0.00227234 | 1,748,303 | 6,087,000 |
| 50 | Amanuban Selatan | Oebelo | 4,338,640 | 29,749,681 | 0.00814049 | 0.00610537 | - | - | - | 0.00610537 | 4,697,383 | 9,036,000 |
| 51 | Amanuban Selatan | Noemuke | 4,338,640 | 19,976,309 | 0.00546618 | 0.00409963 | - | - | - | 0.00409963 | 3,154,198 | 7,493,000 |
| 52 | Amanuban Selatan | Kiubaat | 4,338,640 | 14,122,004 | 0.00386425 | 0.00289818 | - | - | - | 0.00289818 | 2,229,821 | 6,568,000 |
| 53 | Amanuban Selatan | Linamnutu | 4,338,640 | 21,877,242 | 0.00598633 | 0.00448975 | - | - | - | 0.00448975 | 3,454,349 | 7,793,000 |

| No. | Kecamatan | Nama Desa | Alokasi Dasar | Alokasi Berdasarkan Formula | | | | | | | | Pagu BHPRD per Desa |
|-----|------------------|--------------|---------------|-----------------------------|---------------------|------------|---------------------------|---------------------------------|------------|-------------|-----------------|---------------------|
| | | | | Realisasi PBB 2020 | | | Realisasi Retribusi Pasar | | | Total Bobot | Alokasi Formula | |
| | | | | Realisasi PBB 2020 | Rasio Realisasi PBB | Bobot | Realisasi Retribusi Pasar | Rasio Realisasi Retribusi Pasar | Bobot | | | |
| 54 | Amanuban Selatan | Mio | 4,338,640 | 14,497,712 | 0.00396705 | 0.00297529 | - | - | - | 0.00297529 | 2,289,144 | 6,628,000 |
| 55 | Amanuban Selatan | Batnun | 4,338,640 | 14,107,287 | 0.00386022 | 0.00289516 | - | - | - | 0.00289516 | 2,227,497 | 6,566,000 |
| 56 | Amanuban Selatan | Bena | 4,338,640 | 32,292,094 | 0.00883618 | 0.00662714 | - | - | - | 0.00662714 | 5,098,822 | 9,437,000 |
| 57 | Amanuban Selatan | Eno Neten | 4,338,640 | 14,854,350 | 0.00406464 | 0.00304848 | - | - | - | 0.00304848 | 2,345,456 | 6,684,000 |
| 58 | Amanuban Barat | Tublopo | 4,338,640 | 24,964,039 | 0.00683098 | 0.00512324 | - | - | - | 0.00512324 | 3,941,745 | 8,280,000 |
| 59 | Amanuban Barat | Nule | 4,338,640 | 22,394,812 | 0.00612796 | 0.00459597 | - | - | - | 0.00459597 | 3,536,072 | 7,875,000 |
| 60 | Amanuban Barat | Nusa | 4,338,640 | 27,468,284 | 0.00751623 | 0.00563717 | 2,500,000 | 0.02319767 | 0.00579942 | 0.01143659 | 8,799,145 | 13,138,000 |
| 61 | Amanuban Barat | Mnelalete | 4,338,640 | 43,234,743 | 0.01183045 | 0.00887284 | - | - | - | 0.00887284 | 6,826,633 | 11,165,000 |
| 62 | Amanuban Barat | Pusu | 4,338,640 | 9,653,530 | 0.00264152 | 0.00198114 | - | - | - | 0.00198114 | 1,524,263 | 5,863,000 |
| 63 | Amanuban Barat | Tubuhue | 4,338,640 | 21,326,639 | 0.00583567 | 0.00437675 | - | - | - | 0.00437675 | 3,367,411 | 7,706,000 |
| 64 | Amanuban Barat | Haumeni Baki | 4,338,640 | 11,202,712 | 0.00306543 | 0.00229907 | - | - | - | 0.00229907 | 1,768,874 | 6,108,000 |
| 65 | Amanuban Barat | Nifukani | 4,338,640 | 15,339,385 | 0.00419736 | 0.00314802 | - | - | - | 0.00314802 | 2,422,042 | 6,761,000 |
| 66 | Amanatun Selatan | Oinlasi | 4,338,640 | 7,477,459 | 0.00204608 | 0.00153456 | 14,858,930 | 0.13787700 | 0.03446925 | 0.03600381 | 27,700,813 | 32,039,000 |
| 67 | Amanatun Selatan | Nunleu | 4,338,640 | 15,202,786 | 0.00415998 | 0.00311999 | - | - | - | 0.00311999 | 2,400,473 | 6,739,000 |
| 68 | Amanatun Selatan | Kokoi | 4,338,640 | 6,860,626 | 0.00187729 | 0.00140797 | - | - | - | 0.00140797 | 1,083,272 | 5,422,000 |
| 69 | Amanatun Selatan | Fenun | 4,338,640 | 13,319,841 | 0.00364475 | 0.00273356 | - | - | - | 0.00273356 | 2,103,162 | 6,442,000 |
| 70 | Amanatun Selatan | Kualeu | 4,338,640 | 9,420,000 | 0.00257762 | 0.00193322 | - | - | - | 0.00193322 | 1,487,389 | 5,826,000 |
| 71 | Amanatun Selatan | Lanu | 4,338,640 | 9,807,355 | 0.00268362 | 0.00201271 | - | - | - | 0.00201271 | 1,548,551 | 5,887,000 |
| 72 | Amanatun Selatan | Sunu | 4,338,640 | 7,337,510 | 0.00200778 | 0.00150584 | - | - | - | 0.00150584 | 1,158,570 | 5,497,000 |
| 73 | Amanatun Selatan | Anin | 4,338,640 | 10,830,220 | 0.00296350 | 0.00222263 | - | - | - | 0.00222263 | 1,710,058 | 6,049,000 |
| 74 | Amanatun Selatan | To'i | 4,338,640 | 13,065,700 | 0.00357521 | 0.00268140 | - | - | - | 0.00268140 | 2,063,034 | 6,402,000 |
| 75 | Amanatun Selatan | Nifuleo | 4,338,640 | 10,597,177 | 0.00289974 | 0.00217480 | - | - | - | 0.00217480 | 1,673,262 | 6,012,000 |
| 76 | Amanatun Selatan | Fatulunu | 4,338,640 | 5,393,380 | 0.00147581 | 0.00110685 | - | - | - | 0.00110685 | 851,598 | 5,190,000 |
| 77 | Amanatun Selatan | Fae | 4,338,640 | 3,915,750 | 0.00107148 | 0.00080361 | - | - | - | 0.00080361 | 618,285 | 4,957,000 |
| 78 | Amanatun Selatan | Netutnana | 4,338,640 | 6,869,971 | 0.00187985 | 0.00140989 | - | - | - | 0.00140989 | 1,084,747 | 5,423,000 |
| 79 | Amanatun Utara | Lilo | 4,338,640 | 10,186,092 | 0.00278725 | 0.00209044 | - | - | - | 0.00209044 | 1,608,353 | 5,947,000 |
| 80 | Amanatun Utara | Fotilo | 4,338,640 | 11,140,518 | 0.00304841 | 0.00228631 | - | - | - | 0.00228631 | 1,759,054 | 6,098,000 |
| 81 | Amanatun Utara | Nasi | 4,338,640 | 14,244,923 | 0.00389788 | 0.00292341 | - | - | - | 0.00292341 | 2,249,230 | 6,588,000 |
| 82 | Amanatun Utara | Snok | 4,338,640 | 9,811,452 | 0.00268474 | 0.00201355 | 3,600,000 | 0.03340464 | 0.00835116 | 0.01036471 | 7,974,460 | 12,313,000 |
| 83 | Amanatun Utara | Tumu | 4,338,640 | 13,692,576 | 0.00374674 | 0.00281005 | - | - | - | 0.00281005 | 2,162,016 | 6,501,000 |
| 84 | Amanatun Utara | Fatu Oni | 4,338,640 | 12,737,898 | 0.00348551 | 0.00261413 | - | - | - | 0.00261413 | 2,011,275 | 6,350,000 |
| 85 | Amanatun Utara | Sono | 4,338,640 | 19,657,165 | 0.00537885 | 0.00403414 | - | - | - | 0.00403414 | 3,103,806 | 7,442,000 |
| 86 | Amanatun Utara | Tauanas | 4,338,640 | 5,586,548 | 0.00152866 | 0.00114650 | - | - | - | 0.00114650 | 882,099 | 5,221,000 |
| 87 | Amanatun Utara | Muna | 4,338,640 | 6,992,014 | 0.00191325 | 0.00143493 | - | - | - | 0.00143493 | 1,104,018 | 5,443,000 |

2

| No. | Kecamatan | Nama Desa | Alokasi Dasar | Alokasi Berdasarkan Formula | | | | | | | | Pagu BHPRD per Desa |
|-----|-----------|-------------|---------------|-----------------------------|---------------------|------------|---------------------------|---------------------------------|------------|-------------|-----------------|---------------------|
| | | | | Realisasi PBB 2020 | | | Realisasi Retribusi Pasar | | | Total Bobot | Alokasi Formula | |
| | | | | Realisasi PBB 2020 | Rasio Realisasi PBB | Bobot | Realisasi Retribusi Pasar | Rasio Realisasi Retribusi Pasar | Bobot | | | |
| 88 | Ki'E | Pilli | 4,338,640 | 13,099,692 | 0.00358451 | 0.00268838 | - | - | - | 0.00268838 | 2,068,401 | 6,407,000 |
| 89 | Ki'E | Falas | 4,338,640 | 17,667,850 | 0.00483451 | 0.00362588 | - | - | - | 0.00362588 | 2,789,699 | 7,128,000 |
| 90 | Ki'E | Oenai | 4,338,640 | 17,225,347 | 0.00471342 | 0.00353507 | - | - | - | 0.00353507 | 2,719,829 | 7,058,000 |
| 91 | Ki'E | Belle | 4,338,640 | 8,948,345 | 0.00244856 | 0.00183642 | - | - | - | 0.00183642 | 1,412,916 | 5,752,000 |
| 92 | Ki'E | Napi | 4,338,640 | 19,924,862 | 0.00545210 | 0.00408907 | - | - | - | 0.00408907 | 3,146,075 | 7,485,000 |
| 93 | Ki'E | Boti | 4,338,640 | 15,160,366 | 0.00414838 | 0.00311128 | - | - | - | 0.00311128 | 2,393,775 | 6,732,000 |
| 94 | Ki'E | Fatuulan | 4,338,640 | 12,411,375 | 0.00339616 | 0.00254712 | - | - | - | 0.00254712 | 1,959,718 | 6,298,000 |
| 95 | Ki'E | Tesiayofanu | 4,338,640 | 15,787,871 | 0.00432008 | 0.00324006 | - | - | - | 0.00324006 | 2,492,856 | 6,831,000 |
| 96 | Ki'E | Oinlasi | 4,338,640 | 13,871,670 | 0.00379575 | 0.00284681 | - | - | - | 0.00284681 | 2,190,294 | 6,529,000 |
| 97 | Ki'E | Nekmese | 4,338,640 | 5,713,248 | 0.00156333 | 0.00117250 | - | - | - | 0.00117250 | 902,104 | 5,241,000 |
| 98 | Ki'E | Eno Napi | 4,338,640 | 11,374,756 | 0.00311251 | 0.00233438 | - | - | - | 0.00233438 | 1,796,039 | 6,135,000 |
| 99 | Ki'E | Fatukusi | 4,338,640 | 4,845,500 | 0.00132589 | 0.00099442 | - | - | - | 0.00099442 | 765,090 | 5,104,000 |
| 100 | Ki'E | Naile'u | 4,338,640 | 8,376,875 | 0.00229219 | 0.00171914 | - | - | - | 0.00171914 | 1,322,683 | 5,661,000 |
| 101 | Kuanfatu | Olais | 4,338,640 | 14,398,384 | 0.00393987 | 0.00295490 | - | - | - | 0.00295490 | 2,273,461 | 6,612,000 |
| 102 | Kuanfatu | Lasi | 4,338,640 | 23,404,314 | 0.00640419 | 0.00480314 | 200,000 | 0.00185581 | 0.00046395 | 0.00526710 | 4,052,428 | 8,391,000 |
| 103 | Kuanfatu | Kakan | 4,338,640 | 23,977,500 | 0.00656103 | 0.00492078 | - | - | - | 0.00492078 | 3,785,974 | 8,125,000 |
| 104 | Kuanfatu | Basmuti | 4,338,640 | 36,953,125 | 0.01011159 | 0.00758369 | - | - | - | 0.00758369 | 5,834,785 | 10,173,000 |
| 105 | Kuanfatu | Kusi | 4,338,640 | 12,517,500 | 0.00342520 | 0.00256890 | - | - | - | 0.00256890 | 1,976,475 | 6,315,000 |
| 106 | Kuanfatu | Kuanfatu | 4,338,640 | 25,300,920 | 0.00692317 | 0.00519237 | 4,400,000 | 0.04082789 | 0.01020697 | 0.01539935 | 11,848,036 | 16,187,000 |
| 107 | Kuanfatu | Kelle | 4,338,640 | 15,632,642 | 0.00427761 | 0.00320820 | - | - | - | 0.00320820 | 2,468,346 | 6,807,000 |
| 108 | Kuanfatu | Taupi | 4,338,640 | 6,700,000 | 0.00183334 | 0.00137501 | - | - | - | 0.00137501 | 1,057,909 | 5,397,000 |
| 109 | Kuanfatu | Oebo | 4,338,640 | 5,780,000 | 0.00158160 | 0.00118620 | - | - | - | 0.00118620 | 912,644 | 5,251,000 |
| 110 | Kuanfatu | Kusi Utara | 4,338,640 | 8,511,180 | 0.00232894 | 0.00174670 | - | - | - | 0.00174670 | 1,343,889 | 5,683,000 |
| 111 | Kuanfatu | Kelle Tunan | 4,338,640 | 6,339,400 | 0.00173467 | 0.00130100 | - | - | - | 0.00130100 | 1,000,972 | 5,340,000 |
| 112 | Kuanfatu | Noebeba | 4,338,640 | 7,482,737 | 0.00204752 | 0.00153564 | 1,000,000 | 0.00927907 | 0.00231977 | 0.00385541 | 2,966,296 | 7,305,000 |
| 113 | Kuanfatu | Oehan | 4,338,640 | 4,554,359 | 0.00124622 | 0.00093467 | - | - | - | 0.00093467 | 719,119 | 5,058,000 |
| 114 | Fatumnasi | Nenas | 4,338,640 | 8,121,072 | 0.00222219 | 0.00166664 | - | - | - | 0.00166664 | 1,282,292 | 5,621,000 |
| 115 | Fatumnasi | Fatumnasi | 4,338,640 | 22,540,746 | 0.00616789 | 0.00462592 | - | - | - | 0.00462592 | 3,559,115 | 7,898,000 |
| 116 | Fatumnasi | Nuapin | 4,338,640 | 10,893,600 | 0.00298085 | 0.00223564 | - | - | - | 0.00223564 | 1,720,066 | 6,059,000 |
| 117 | Fatumnasi | Kuanoel | 4,338,640 | 11,767,350 | 0.00321993 | 0.00241495 | 1,900,000 | 0.01763023 | 0.00440756 | 0.00682251 | 5,249,139 | 9,588,000 |
| 118 | Fatumnasi | Mutis | 4,338,640 | 5,300,720 | 0.00145045 | 0.00108784 | - | - | - | 0.00108784 | 836,967 | 5,176,000 |
| 119 | Polen | Konbaki | 4,338,640 | 23,466,259 | 0.00642114 | 0.00481586 | - | - | - | 0.00481586 | 3,705,250 | 8,044,000 |
| 120 | Polen | Fatumnutu | 4,338,640 | 19,551,804 | 0.00535002 | 0.00401251 | - | - | - | 0.00401251 | 3,087,170 | 7,426,000 |
| 121 | Polen | Bijeli | 4,338,640 | 18,431,850 | 0.00504356 | 0.00378267 | - | - | - | 0.00378267 | 2,910,333 | 7,249,000 |
| 122 | Polen | Loli | 4,338,640 | 13,086,603 | 0.00358093 | 0.00268569 | - | - | - | 0.00268569 | 2,066,334 | 6,405,000 |
| 123 | Polen | Usapimnasi | 4,338,640 | 10,072,811 | 0.00275625 | 0.00206719 | - | - | - | 0.00206719 | 1,590,466 | 5,929,000 |

2

| No. | Kecamatan | Nama Desa | Alokasi Dasar | Alokasi Berdasarkan Formula | | | | | | | | Pagu BHPRD per Desa |
|-----|------------|--------------|---------------|-----------------------------|---------------------|------------|---------------------------|---------------------------------|------------|-------------|-----------------|---------------------|
| | | | | Realisasi PBB 2020 | | | Realisasi Retribusi Pasar | | | Total Bobot | Alokasi Formula | |
| | | | | Realisasi PBB 2020 | Rasio Realisasi PBB | Bobot | Realisasi Retribusi Pasar | Rasio Realisasi Retribusi Pasar | Bobot | | | |
| 124 | Polen | Mnesatbubuk | 4,338,640 | 12,891,275 | 0.00352748 | 0.00264561 | - | - | - | 0.00264561 | 2,035,493 | 6,374,000 |
| 125 | Polen | Puna | 4,338,640 | 13,043,532 | 0.00356914 | 0.00267685 | 1,200,000 | 0.01113488 | 0.00278372 | 0.00546058 | 4,201,288 | 8,540,000 |
| 126 | Polen | Laob | 4,338,640 | 18,302,752 | 0.00500824 | 0.00375618 | - | - | - | 0.00375618 | 2,889,948 | 7,229,000 |
| 127 | Polen | Oelnunuh | 4,338,640 | 9,770,925 | 0.00267365 | 0.00200524 | - | - | - | 0.00200524 | 1,542,799 | 5,881,000 |
| 128 | Polen | Balu | 4,338,640 | 9,451,340 | 0.00258620 | 0.00193965 | - | - | - | 0.00193965 | 1,492,338 | 5,831,000 |
| 129 | Polen | Sainoni | 4,338,640 | 12,749,150 | 0.00348859 | 0.00261644 | 400,000 | 0.00371163 | 0.00092791 | 0.00354435 | 2,726,970 | 7,066,000 |
| 130 | Batu Putih | Benlutu | 4,338,640 | 19,212,067 | 0.00525705 | 0.00394279 | 500,000 | 0.00463953 | 0.00115988 | 0.00510267 | 3,925,924 | 8,265,000 |
| 131 | Batu Putih | Boentuka | 4,338,640 | 28,953,227 | 0.00792256 | 0.00594192 | - | - | - | 0.00594192 | 4,571,626 | 8,910,000 |
| 132 | Batu Putih | Hane | 4,338,640 | 25,229,778 | 0.00690370 | 0.00517777 | 5,900,000 | 0.05474649 | 0.01368662 | 0.01886440 | 14,513,995 | 18,853,000 |
| 133 | Batu Putih | Oebobo | 4,338,640 | 21,449,910 | 0.00586940 | 0.00440205 | 2,300,000 | 0.02134185 | 0.00533546 | 0.00973751 | 7,491,904 | 11,831,000 |
| 134 | Batu Putih | Tupan | 4,338,640 | 16,940,486 | 0.00463547 | 0.00347661 | - | - | - | 0.00347661 | 2,674,851 | 7,013,000 |
| 135 | Batu Putih | Tuakole | 4,338,640 | 11,330,367 | 0.00310036 | 0.00232527 | - | - | - | 0.00232527 | 1,789,030 | 6,128,000 |
| 136 | Batu Putih | Oehela | 4,338,640 | 9,578,575 | 0.00262101 | 0.00196576 | - | - | - | 0.00196576 | 1,512,428 | 5,851,000 |
| 137 | Boking | Sabun | 4,338,640 | 15,258,022 | 0.00417510 | 0.00313132 | 500,000 | 0.00463953 | 0.00115988 | 0.00429121 | 3,301,592 | 7,640,000 |
| 138 | Boking | Nano | 4,338,640 | 7,401,307 | 0.00202524 | 0.00151893 | - | - | - | 0.00151893 | 1,168,644 | 5,507,000 |
| 139 | Boking | Boking | 4,338,640 | 16,101,724 | 0.00440596 | 0.00330447 | 6,800,000 | 0.06309765 | 0.01577441 | 0.01907889 | 14,679,019 | 19,018,000 |
| 140 | Boking | Baus | 4,338,640 | 11,329,619 | 0.00310016 | 0.00232512 | - | - | - | 0.00232512 | 1,788,912 | 6,128,000 |
| 141 | Boking | Meusin | 4,338,640 | 15,044,932 | 0.00411679 | 0.00308759 | - | - | - | 0.00308759 | 2,375,549 | 6,714,000 |
| 142 | Boking | Leonmeni | 4,338,640 | 9,344,870 | 0.00255706 | 0.00191780 | - | - | - | 0.00191780 | 1,475,526 | 5,814,000 |
| 143 | Boking | Fatu Manufui | 4,338,640 | 12,602,210 | 0.00344838 | 0.00258628 | - | - | - | 0.00258628 | 1,989,850 | 6,328,000 |
| 144 | Toianas | Toianas | 4,338,640 | 12,452,361 | 0.00340738 | 0.00255553 | 1,500,000 | 0.01391860 | 0.00347965 | 0.00603518 | 4,643,382 | 8,982,000 |
| 145 | Toianas | Skinu | 4,338,640 | 13,961,587 | 0.00382035 | 0.00286526 | 500,000 | 0.00463953 | 0.00115988 | 0.00402515 | 3,096,889 | 7,436,000 |
| 146 | Toianas | Oeleu | 4,338,640 | 13,325,945 | 0.00364642 | 0.00273481 | - | - | - | 0.00273481 | 2,104,126 | 6,443,000 |
| 147 | Toianas | Sanbet | 4,338,640 | 12,714,444 | 0.00347909 | 0.00260932 | - | - | - | 0.00260932 | 2,007,572 | 6,346,000 |
| 148 | Toianas | Bokong | 4,338,640 | 8,366,750 | 0.00228942 | 0.00171706 | - | - | - | 0.00171706 | 1,321,084 | 5,660,000 |
| 149 | Toianas | Tuataum | 4,338,640 | 9,750,522 | 0.00266806 | 0.00200105 | - | - | - | 0.00200105 | 1,539,577 | 5,878,000 |
| 150 | Toianas | Lobus | 4,338,640 | 5,959,285 | 0.00163066 | 0.00122299 | - | - | - | 0.00122299 | 940,953 | 5,280,000 |
| 151 | Toianas | Nocolin | 4,338,640 | 3,783,900 | 0.00103540 | 0.00077655 | - | - | - | 0.00077655 | 597,466 | 4,936,000 |
| 152 | Toianas | Milli | 4,338,640 | 7,783,350 | 0.00212978 | 0.00159734 | - | - | - | 0.00159734 | 1,228,967 | 5,568,000 |
| 153 | Nunkolo | Op | 4,338,640 | 11,486,361 | 0.00314305 | 0.00235729 | 250,000 | 0.00231977 | 0.00057994 | 0.00293723 | 2,259,860 | 6,598,000 |
| 154 | Nunkolo | Sahan | 4,338,640 | 17,260,000 | 0.00472290 | 0.00354218 | - | - | - | 0.00354218 | 2,725,301 | 7,064,000 |
| 155 | Nunkolo | Nenoat | 4,338,640 | 18,217,185 | 0.00498482 | 0.00373862 | - | - | - | 0.00373862 | 2,876,438 | 7,215,000 |
| 156 | Nunkolo | Hoineno | 4,338,640 | 14,015,534 | 0.00383511 | 0.00287633 | 600,000 | 0.00556744 | 0.00139186 | 0.00426819 | 3,283,887 | 7,623,000 |
| 157 | Nunkolo | Nunkolo | 4,338,640 | 7,782,465 | 0.00212954 | 0.00159715 | - | - | - | 0.00159715 | 1,228,827 | 5,567,000 |
| 158 | Nunkolo | Saenam | 4,338,640 | 9,818,589 | 0.00268669 | 0.00201502 | - | - | - | 0.00201502 | 1,550,325 | 5,889,000 |
| 159 | Nunkolo | Fat | 4,338,640 | 7,160,000 | 0.00195921 | 0.00146941 | - | - | - | 0.00146941 | 1,130,542 | 5,469,000 |

2

| No. | Kecamatan | Nama Desa | Alokasi Dasar | Alokasi Berdasarkan Formula | | | | | | | | Pagu BHPRD per Desa |
|-----|-----------|--------------|---------------|-----------------------------|---------------------|------------|---------------------------|---------------------------------|------------|-------------|-----------------|---------------------|
| | | | | Realisasi PBB 2020 | | | Realisasi Retribusi Pasar | | | Total Bobot | Alokasi Formula | |
| | | | | Realisasi PBB 2020 | Rasio Realisasi PBB | Bobot | Realisasi Retribusi Pasar | Rasio Realisasi Retribusi Pasar | Bobot | | | |
| 160 | Nunkolo | Haumeni | 4,338,640 | 7,968,500 | 0.00218044 | 0.00163533 | - | - | - | 0.00163533 | 1,258,202 | 5,597,000 |
| 161 | Nunkolo | Putun | 4,338,640 | 9,633,350 | 0.00263600 | 0.00197700 | 1,600,000 | 0.01484651 | 0.00371163 | 0.00568863 | 4,376,749 | 8,715,000 |
| 162 | Oenino | Neke | 4,338,640 | 14,930,503 | 0.00408548 | 0.00306411 | - | - | - | 0.00306411 | 2,357,481 | 6,696,000 |
| 163 | Oenino | Pene Utara | 4,338,640 | 24,495,730 | 0.00670284 | 0.00502713 | 2,058,000 | 0.01909632 | 0.00477408 | 0.00980121 | 7,540,909 | 11,880,000 |
| 164 | Oenino | Noenoni | 4,338,640 | 24,992,000 | 0.00683863 | 0.00512898 | - | - | - | 0.00512898 | 3,946,160 | 8,285,000 |
| 165 | Oenino | Hoi | 4,338,640 | 25,475,650 | 0.00697098 | 0.00522823 | - | - | - | 0.00522823 | 4,022,527 | 8,361,000 |
| 166 | Oenino | Niki Niki Un | 4,338,640 | 11,240,372 | 0.00307574 | 0.00230680 | - | - | - | 0.00230680 | 1,774,820 | 6,113,000 |
| 167 | Oenino | Oenino | 4,338,640 | 11,929,245 | 0.00326423 | 0.00244818 | - | - | - | 0.00244818 | 1,883,591 | 6,222,000 |
| 168 | Oenino | Abi | 4,338,640 | 11,502,637 | 0.00314750 | 0.00236063 | - | - | - | 0.00236063 | 1,816,231 | 6,155,000 |
| 169 | Kolbano | Kolbano | 4,338,640 | 11,563,634 | 0.00316419 | 0.00237314 | 2,000,000 | 0.01855813 | 0.00463953 | 0.00701268 | 5,395,452 | 9,734,000 |
| 170 | Kolbano | Noesiu | 4,338,640 | 6,996,613 | 0.00191450 | 0.00143588 | - | - | - | 0.00143588 | 1,104,744 | 5,443,000 |
| 171 | Kolbano | Pene Selatan | 4,338,640 | 19,902,813 | 0.00544607 | 0.00408455 | - | - | - | 0.00408455 | 3,142,593 | 7,481,000 |
| 172 | Kolbano | Oetuke | 4,338,640 | 14,551,851 | 0.00398187 | 0.00298640 | - | - | - | 0.00298640 | 2,297,693 | 6,636,000 |
| 173 | Kolbano | Babuin | 4,338,640 | 20,554,878 | 0.00562449 | 0.00421837 | - | - | - | 0.00421837 | 3,245,552 | 7,584,000 |
| 174 | Kolbano | Oeleu | 4,338,640 | 15,376,205 | 0.00420744 | 0.00315558 | 1,000,000 | 0.00927907 | 0.00231977 | 0.00547534 | 4,212,651 | 8,551,000 |
| 175 | Kolbano | Se'i | 4,338,640 | 18,081,501 | 0.00494769 | 0.00371077 | 600,000 | 0.00556744 | 0.00139186 | 0.00510263 | 3,925,891 | 8,265,000 |
| 176 | Kolbano | Nununamat | 4,338,640 | 32,688,871 | 0.00894475 | 0.00670856 | - | - | - | 0.00670856 | 5,161,472 | 9,500,000 |
| 177 | Kolbano | Pana | 4,338,640 | 14,385,250 | 0.00393628 | 0.00295221 | - | - | - | 0.00295221 | 2,271,387 | 6,610,000 |
| 178 | Kolbano | Haunobenak | 4,338,640 | 10,964,017 | 0.00300012 | 0.00225009 | - | - | - | 0.00225009 | 1,731,185 | 6,070,000 |
| 179 | Kolbano | Ofu | 4,338,640 | 14,835,558 | 0.00405950 | 0.00304462 | 400,000 | 0.00371163 | 0.00092791 | 0.00397253 | 3,056,407 | 7,395,000 |
| 180 | Kolbano | Spaha | 4,338,640 | 8,158,288 | 0.00223238 | 0.00167428 | - | - | - | 0.00167428 | 1,288,169 | 5,627,000 |
| 181 | Kot Olin | Kot'Olin | 4,338,640 | 16,597,350 | 0.00454158 | 0.00340619 | 900,000 | 0.00835116 | 0.00208779 | 0.00549398 | 4,226,986 | 8,566,000 |
| 182 | Kot Olin | Nunbena | 4,338,640 | 6,938,050 | 0.00189848 | 0.00142386 | - | - | - | 0.00142386 | 1,095,497 | 5,434,000 |
| 183 | Kot Olin | Fatuat | 4,338,640 | 5,131,975 | 0.00140428 | 0.00105321 | 100,000 | 0.00092791 | 0.00023198 | 0.00128518 | 988,803 | 5,327,000 |
| 184 | Kot Olin | Hoibeti | 4,338,640 | 13,510,080 | 0.00369680 | 0.00277260 | - | - | - | 0.00277260 | 2,133,200 | 6,472,000 |
| 185 | Kot Olin | Nualunat | 4,338,640 | 4,122,875 | 0.00112815 | 0.00084612 | - | - | - | 0.00084612 | 650,989 | 4,990,000 |
| 186 | Kot Olin | Binenok | 4,338,640 | 4,460,225 | 0.00122046 | 0.00091535 | - | - | - | 0.00091535 | 704,256 | 5,043,000 |
| 187 | Kot Olin | Panite | 4,338,640 | 4,611,406 | 0.00126183 | 0.00094637 | - | - | - | 0.00094637 | 728,127 | 5,067,000 |
| 188 | Kot Olin | O'Obibi | 4,338,640 | 10,609,657 | 0.00290315 | 0.00217736 | - | - | - | 0.00217736 | 1,675,232 | 6,014,000 |
| 189 | Kualin | Kualin | 4,338,640 | 28,593,421 | 0.00782410 | 0.00586808 | - | - | - | 0.00586808 | 4,514,813 | 8,853,000 |
| 190 | Kualin | Oni | 4,338,640 | 27,233,240 | 0.00745191 | 0.00558893 | - | - | - | 0.00558893 | 4,300,045 | 8,639,000 |
| 191 | Kualin | Nunusunu | 4,338,640 | 30,332,789 | 0.00830005 | 0.00622504 | 1,800,000 | 0.01670232 | 0.00417558 | 0.01040062 | 8,002,085 | 12,341,000 |
| 192 | Kualin | Tuapakas | 4,338,640 | 27,008,248 | 0.00739035 | 0.00554276 | - | - | - | 0.00554276 | 4,264,519 | 8,603,000 |
| 193 | Kualin | Toineke | 4,338,640 | 24,506,330 | 0.00670574 | 0.00502930 | 1,850,000 | 0.01716627 | 0.00429157 | 0.00932087 | 7,171,345 | 11,510,000 |
| 194 | Kualin | Tuafanu | 4,338,640 | 26,902,625 | 0.00736144 | 0.00552108 | - | - | - | 0.00552108 | 4,247,842 | 8,586,000 |
| 195 | Kualin | Kiufatu | 4,338,640 | 35,286,790 | 0.00965563 | 0.00724172 | - | - | - | 0.00724172 | 5,571,676 | 9,910,000 |

| No. | Kecamatan | Nama Desa | Alokasi Dasar | Alokasi Berdasarkan Formula | | | | | | | | Pagu BHPRD per Desa |
|-----|-------------|-------------|---------------|-----------------------------|---------------------|------------|---------------------------|---------------------------------|------------|-------------|-----------------|---------------------|
| | | | | Realisasi PBB 2020 | | | Realisasi Retribusi Pasar | | | Total Bobot | Alokasi Formula | |
| | | | | Realisasi PBB 2020 | Rasio Realisasi PBB | Bobot | Realisasi Retribusi Pasar | Rasio Realisasi Retribusi Pasar | Bobot | | | |
| 196 | Kualin | Oemaman | 4,338,640 | 11,393,500 | 0.00311764 | 0.00233823 | - | - | - | 0.00233823 | 1,798,999 | 6,138,000 |
| 197 | Mollo Barat | Besana | 4,338,640 | 15,314,151 | 0.00419046 | 0.00314284 | - | - | - | 0.00314284 | 2,418,057 | 6,757,000 |
| 198 | Mollo Barat | Fatukoko | 4,338,640 | 11,679,958 | 0.00319602 | 0.00239702 | - | - | - | 0.00239702 | 1,844,230 | 6,183,000 |
| 199 | Mollo Barat | Koa | 4,338,640 | 16,772,627 | 0.00458954 | 0.00344216 | - | - | - | 0.00344216 | 2,648,346 | 6,987,000 |
| 200 | Mollo Barat | Oeuban | 4,338,640 | 12,891,500 | 0.00352754 | 0.00264565 | - | - | - | 0.00264565 | 2,035,528 | 6,374,000 |
| 201 | Mollo Barat | Salbait | 4,338,640 | 7,164,850 | 0.00196054 | 0.00147040 | - | - | - | 0.00147040 | 1,131,308 | 5,470,000 |
| 202 | Kok Baun | Lotas | 4,338,640 | 2,580,000 | 0.00070597 | 0.00052948 | - | - | - | 0.00052948 | 407,374 | 4,746,000 |
| 203 | Kok Baun | Sabnala | 4,338,640 | 6,320,000 | 0.00172936 | 0.00129702 | - | - | - | 0.00129702 | 997,909 | 5,337,000 |
| 204 | Kok Baun | Koloto | 4,338,640 | 3,041,700 | 0.00083231 | 0.00062423 | - | - | - | 0.00062423 | 480,275 | 4,819,000 |
| 205 | Kok Baun | Niti | 4,338,640 | 6,380,000 | 0.00174578 | 0.00130933 | - | - | - | 0.00130933 | 1,007,382 | 5,346,000 |
| 206 | Kok Baun | Obaki | 4,338,640 | 4,590,321 | 0.00125606 | 0.00094205 | - | - | - | 0.00094205 | 724,798 | 5,063,000 |
| 207 | Kok Baun | Benehe | 4,338,640 | 2,020,000 | 0.00055274 | 0.00041455 | - | - | - | 0.00041455 | 318,952 | 4,658,000 |
| 208 | Noebana | Noebana | 4,338,640 | 10,322,406 | 0.00282455 | 0.00211841 | 1,000,000 | 0.00927907 | 0.00231977 | 0.00443818 | 3,414,671 | 7,753,000 |
| 209 | Noebana | Fatumnasi | 4,338,640 | 19,928,911 | 0.00545321 | 0.00408990 | - | - | - | 0.00408990 | 3,146,714 | 7,485,000 |
| 210 | Noebana | Suni | 4,338,640 | 7,636,000 | 0.00208946 | 0.00156710 | - | - | - | 0.00156710 | 1,205,701 | 5,544,000 |
| 211 | Noebana | Mella | 4,338,640 | 7,532,000 | 0.00206100 | 0.00154575 | - | - | - | 0.00154575 | 1,189,280 | 5,528,000 |
| 212 | Noebana | Mnelapetu | 4,338,640 | 4,537,000 | 0.00124147 | 0.00093110 | - | - | - | 0.00093110 | 716,378 | 5,055,000 |
| 213 | Santian | Santian | 4,338,640 | 14,805,721 | 0.00405133 | 0.00303850 | - | - | - | 0.00303850 | 2,337,778 | 6,676,000 |
| 214 | Santian | Poli | 4,338,640 | 15,725,438 | 0.00430300 | 0.00322725 | - | - | - | 0.00322725 | 2,482,998 | 6,822,000 |
| 215 | Santian | Manufui | 4,338,640 | 24,914,427 | 0.00681741 | 0.00511306 | 300,000 | 0.00278372 | 0.00069593 | 0.00580899 | 4,469,350 | 8,808,000 |
| 216 | Santian | Nenotes | 4,338,640 | 8,651,257 | 0.00236727 | 0.00177545 | - | - | - | 0.00177545 | 1,366,007 | 5,705,000 |
| 217 | Santian | Naifatu | 4,338,640 | 4,784,932 | 0.00130931 | 0.00098199 | - | - | - | 0.00098199 | 755,526 | 5,094,000 |
| 218 | Noebeba | Naip | 4,338,640 | 14,546,817 | 0.00398049 | 0.00298537 | - | - | - | 0.00298537 | 2,296,898 | 6,636,000 |
| 219 | Noebeba | Fatutnana | 4,338,640 | 7,956,936 | 0.00217728 | 0.00163296 | - | - | - | 0.00163296 | 1,256,376 | 5,595,000 |
| 220 | Noebeba | Oepliki | 4,338,640 | 25,444,567 | 0.00696247 | 0.00522185 | - | - | - | 0.00522185 | 4,017,619 | 8,356,000 |
| 221 | Noebeba | Oe'Ekam | 4,338,640 | 29,591,200 | 0.00809713 | 0.00607285 | - | - | - | 0.00607285 | 4,672,360 | 9,011,000 |
| 222 | Noebeba | Teas | 4,338,640 | 15,132,471 | 0.00414074 | 0.00310556 | - | - | - | 0.00310556 | 2,389,371 | 6,728,000 |
| 223 | Noebeba | Oebaki | 4,338,640 | 16,979,925 | 0.00464627 | 0.00348470 | - | - | - | 0.00348470 | 2,681,078 | 7,020,000 |
| 224 | Noebeba | Eno Nabuasa | 4,338,640 | 13,265,134 | 0.00362978 | 0.00272233 | - | - | - | 0.00272233 | 2,094,524 | 6,433,000 |
| 225 | Kuatnana | Tetaf | 4,338,640 | 27,358,844 | 0.00748628 | 0.00561471 | 600,000 | 0.00556744 | 0.00139186 | 0.00700657 | 5,390,755 | 9,729,000 |
| 226 | Kuatnana | Naukae | 4,338,640 | 20,345,013 | 0.00556707 | 0.00417530 | - | - | - | 0.00417530 | 3,212,415 | 7,551,000 |

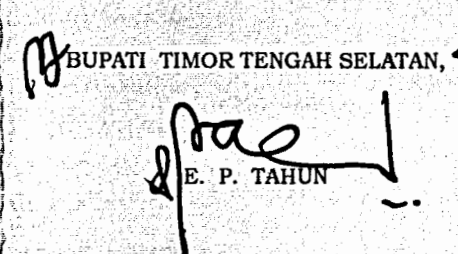
2

| No. | Kecamatan | Nama Desa | Alokasi Dasar | Alokasi Berdasarkan Formula | | | | | | | | Pagu BHPRD per Desa |
|-----|--------------|--------------|---------------|-----------------------------|---------------------|------------|---------------------------|---------------------------------|------------|-------------|-----------------|---------------------|
| | | | | Realisasi PBB 2020 | | | Realisasi Retribusi Pasar | | | Total Bobot | Alokasi Formula | |
| | | | | Realisasi PBB 2020 | Rasio Realisasi PBB | Bobot | Realisasi Retribusi Pasar | Rasio Realisasi Retribusi Pasar | Bobot | | | |
| 227 | Kuatnana | Supul | 4,338,640 | 8,417,436 | 0.00230329 | 0.00172747 | - | - | - | 0.00172747 | 1,329,087 | 5,668,000 |
| 228 | Kuatnana | Lakat | 4,338,640 | 15,814,825 | 0.00432746 | 0.00324559 | - | - | - | 0.00324559 | 2,497,112 | 6,836,000 |
| 229 | Kuatnana | Enoneontes | 4,338,640 | 10,550,335 | 0.00288692 | 0.00216519 | - | - | - | 0.00216519 | 1,665,866 | 6,005,000 |
| 230 | Kuatnana | O'Of | 4,338,640 | 14,576,345 | 0.00398857 | 0.00299143 | - | - | - | 0.00299143 | 2,301,560 | 6,640,000 |
| 231 | Kuatnana | Tubmonas | 4,338,640 | 7,403,500 | 0.00202584 | 0.00151938 | - | - | - | 0.00151938 | 1,168,990 | 5,508,000 |
| 232 | Kuatnana | Oe Ue | 4,338,640 | 9,922,905 | 0.00271523 | 0.00203643 | - | - | - | 0.00203643 | 1,566,796 | 5,905,000 |
| 233 | Fautmolo | Sillu | 4,338,640 | 8,369,835 | 0.00229026 | 0.00171770 | - | - | - | 0.00171770 | 1,321,571 | 5,660,000 |
| 234 | Fautmolo | Nunukhniti | 4,338,640 | 8,821,050 | 0.00241373 | 0.00181030 | - | - | - | 0.00181030 | 1,392,817 | 5,731,000 |
| 235 | Fautmolo | Kaeneno | 4,338,640 | 10,149,072 | 0.00277712 | 0.00208284 | - | - | - | 0.00208284 | 1,602,507 | 5,941,000 |
| 236 | Fautmolo | Oeleon | 4,338,640 | 11,360,014 | 0.00310847 | 0.00233136 | 400,000 | 0.00371163 | 0.00092791 | 0.00325926 | 2,507,629 | 6,846,000 |
| 237 | Fautmolo | Tunis | 4,338,640 | 8,772,890 | 0.00240055 | 0.00180041 | - | - | - | 0.00180041 | 1,385,212 | 5,724,000 |
| 238 | Fautmolo | Bileon | 4,338,640 | 7,341,775 | 0.00200895 | 0.00150671 | - | - | - | 0.00150671 | 1,159,244 | 5,498,000 |
| 239 | Fautmolo | Besleu | 4,338,640 | 6,250,025 | 0.00171021 | 0.00128266 | - | - | - | 0.00128266 | 986,860 | 5,325,000 |
| 240 | Fatukopa | Fatukopa | 4,338,640 | 17,743,400 | 0.00485518 | 0.00364138 | - | - | - | 0.00364138 | 2,801,628 | 7,140,000 |
| 241 | Fatukopa | Besnam | 4,338,640 | 2,436,050 | 0.00066658 | 0.00049994 | - | - | - | 0.00049994 | 384,645 | 4,723,000 |
| 242 | Fatukopa | Taebone | 4,338,640 | 7,113,000 | 0.00194635 | 0.00145976 | - | - | - | 0.00145976 | 1,123,121 | 5,462,000 |
| 243 | Fatukopa | Nunfutu | 4,338,640 | 5,123,000 | 0.00140182 | 0.00105137 | - | - | - | 0.00105137 | 808,906 | 5,148,000 |
| 244 | Fatukopa | Kiki | 4,338,640 | 5,509,800 | 0.00150766 | 0.00113075 | - | - | - | 0.00113075 | 869,981 | 5,209,000 |
| 245 | Fatukopa | Elo | 4,338,640 | 1,720,000 | 0.00047065 | 0.00035299 | - | - | - | 0.00035299 | 271,583 | 4,610,000 |
| 246 | Fatukopa | Nifulinah | 4,338,640 | 2,334,825 | 0.00063889 | 0.00047916 | - | - | - | 0.00047916 | 368,662 | 4,707,000 |
| 247 | Mollo Tengah | Oelbubuk | 4,338,640 | 24,705,308 | 0.00676019 | 0.00507014 | - | - | - | 0.00507014 | 3,900,892 | 8,240,000 |
| 248 | Mollo Tengah | Nekemunifeto | 4,338,640 | 6,738,500 | 0.00184388 | 0.00138291 | - | - | - | 0.00138291 | 1,063,988 | 5,403,000 |
| 249 | Mollo Tengah | Binaus | 4,338,640 | 12,109,895 | 0.00331367 | 0.00248525 | - | - | - | 0.00248525 | 1,912,115 | 6,251,000 |
| 250 | Mollo Tengah | Oel'Ekam | 4,338,640 | 14,011,825 | 0.00383410 | 0.00287557 | - | - | - | 0.00287557 | 2,212,424 | 6,551,000 |
| 251 | Mollo Tengah | Kualeu | 4,338,640 | 10,876,763 | 0.00297624 | 0.00223218 | - | - | - | 0.00223218 | 1,717,407 | 6,056,000 |
| 252 | Mollo Tengah | Pika | 4,338,640 | 8,821,620 | 0.00241389 | 0.00181041 | - | - | - | 0.00181041 | 1,392,907 | 5,732,000 |
| 253 | Tobu | Tobu | 4,338,640 | 28,139,835 | 0.00769999 | 0.00577499 | 327,000 | 0.00303425 | 0.00075856 | 0.00653355 | 5,026,822 | 9,365,000 |
| 254 | Tobu | Tutem | 4,338,640 | 33,208,020 | 0.00908681 | 0.00681511 | - | - | - | 0.00681511 | 5,243,444 | 9,582,000 |
| 255 | Tobu | Tune | 4,338,640 | 15,057,500 | 0.00412023 | 0.00309017 | - | - | - | 0.00309017 | 2,377,533 | 6,716,000 |
| 256 | Tobu | Bonleu | 4,338,640 | 28,488,883 | 0.00779550 | 0.00584662 | - | - | - | 0.00584662 | 4,498,307 | 8,837,000 |
| 257 | Tobu | Pubasu | 4,338,640 | 9,371,099 | 0.00256424 | 0.00192318 | - | - | - | 0.00192318 | 1,479,668 | 5,818,000 |
| 258 | Tobu | Huetalan | 4,338,640 | 4,732,830 | 0.00129506 | 0.00097129 | - | - | - | 0.00097129 | 747,299 | 5,086,000 |
| 259 | Tobu | Saubalan | 4,338,640 | 5,536,732 | 0.00151503 | 0.00113627 | - | - | - | 0.00113627 | 874,233 | 5,213,000 |
| 260 | Tobu | Bestobe | 4,338,640 | 7,368,717 | 0.00201632 | 0.00151224 | - | - | - | 0.00151224 | 1,163,498 | 5,502,000 |

| No. | Kecamatan | Nama Desa | Alokasi Dasar | Alokasi Berdasarkan Formula | | | | | | | | Pagu BHPRD per Desa |
|-------|-----------|-----------|---------------|-----------------------------|---------------------|------------|---------------------------|---------------------------------|------------|-------------|-----------------|---------------------|
| | | | | Realisasi PBB 2020 | | | Realisasi Retribusi Pasar | | | Total Bobot | Alokasi Formula | |
| | | | | Realisasi PBB 2020 | Rasio Realisasi PBB | Bobot | Realisasi Retribusi Pasar | Rasio Realisasi Retribusi Pasar | Bobot | | | |
| 261 | Nunbena | Lilana | 4,338,640 | 6,569,580 | 0.00179765 | 0.00134824 | 1,700,000 | 0.01577441 | 0.00394360 | 0.00529184 | 4,071,468 | 8,410,000 |
| 262 | Nunbena | Nunbena | 4,338,640 | 11,740,362 | 0.00321255 | 0.00240941 | 1,400,000 | 0.01299069 | 0.00324767 | 0.00565709 | 4,352,480 | 8,691,000 |
| 263 | Nunbena | Noebesi | 4,338,640 | 12,932,600 | 0.00353879 | 0.00265409 | - | - | - | 0.00265409 | 2,042,018 | 6,381,000 |
| 264 | Nunbena | Taneotob | 4,338,640 | 6,761,000 | 0.00185003 | 0.00138752 | 2,200,000 | 0.02041395 | 0.00510349 | 0.00649101 | 4,994,090 | 9,333,000 |
| 265 | Nunbena | Feto Mone | 4,338,640 | 5,101,140 | 0.00139584 | 0.00104688 | - | - | - | 0.00104688 | 805,454 | 5,144,000 |
| 266 | Nunbena | Tunbes | 4,338,640 | 7,539,012 | 0.00206292 | 0.00154719 | - | - | - | 0.00154719 | 1,190,386.85 | 5,529,000 |
| Total | | | 1,154,078,240 | 3,654,530,822 | 1 | 0.75 | 107,769,458 | 1 | 0.25 | 100% | 769,385,595 | 1,923,463,835 |

| Kontrol Penghitungan | |
|---------------------------------------|---------------|
| Pagu BHPRD Kabupaten TTS | 1,923,463,835 |
| Hasil Perhitungan Pagu BHPRD Kab. TTS | 1,923,463,835 |
| Pagu Alokasi Dasar | 4,338,640 |
| Pagu Alokasi Dasar (60%) Pembulatan | 1,154,078,240 |
| Pagu Bagian Formula (40%) Pembulatan | 769,385,595 |
| Jumlah Desa | 266 |

| Bobot | |
|-------|-----|
| RPBB | 75% |
| RRP | 25% |



 BUPATI TIMOR TENGAH SELATAN,

 E. P. TAHUN

LAMPIRAN II
PERATURAN BUPATI TIMOR TENGAH SELATAN
NOMOR 4 TAHUN 2021
TENTANG
TATA CARA PENGALOKASIAN DAN PENETAPAN
RINCIAN BAGI HASIL PAJAK DAN RETRIBUSI DAERAH
SETIAP DESA DI KABUPATEN TIMOR TENGAH SELATAN
TAHUN ANGGARAN 2021

RINCIAN ALOKASI DANA DESA UNTUK 266 DESA
DALAM WILAYAH KABUPATEN TIMOR TENGAH SELATAN
TAHUN ANGGARAN 2021

| NO | KECAMATAN | DESA | JUMLAH ALOKASI DASAR | JUMLAH ALOKASI FORMULA | TOTAL BHPRD (Rp.) |
|----|-----------------|---------------------|-------------------------|---------------------------|----------------------|
| 1 | 2 | 3 | 4 | 5 | 6 = 4 + 5 |
| 1. | Kota SoE | 1 Kuatae | 4,338,640 | 1,265,628 | 5,604,000 |
| | | 2 Noemeto | 4,338,640 | 2,034,082 | 6,373,000 |
| | | Jumlah | 8,677,280 | 3,299,710 | 11,977,000 |
| 2. | Mollo Selatan | 1 Biloto | 4,338,640 | 2,793,382 | 7,132,000 |
| | | 2 Kesetnana | 4,338,640 | 8,705,750 | 13,044,000 |
| | | 3 Tuasene | 4,338,640 | 1,946,388 | 6,285,000 |
| | | 4 Oinlasi | 4,338,640 | 3,126,509 | 7,465,000 |
| | | 5 Bisene | 4,338,640 | 905,539 | 5,244,000 |
| | | 6 Noinbila | 4,338,640 | 2,511,443 | 6,850,000 |
| | | 7 Bikekmeno | 4,338,640 | 1,167,435 | 5,506,000 |
| | | Jumlah | 30,370,480 | 21,156,445 | 51,526,000 |
| 3. | Mollo Utara | 1 O'besi | 4,338,640 | 47,833,761 | 52,169,835 |
| | | 2 Eonbesi | 4,338,640 | 2,011,511 | 6,350,000 |
| | | 3 Bosen | 4,338,640 | 3,935,397 | 8,274,000 |
| | | 4 Sebot | 4,338,640 | 3,538,041 | 7,877,000 |
| | | 5 Ajaobaki | 4,338,640 | 2,945,670 | 7,284,000 |
| | | 6 Netpala | 4,338,640 | 2,360,733 | 6,699,000 |
| | | 7 Tunua | 4,338,640 | 3,937,042 | 8,276,000 |
| | | 8 Bijaepunu | 4,338,640 | 4,373,261 | 8,712,000 |
| | | 9 Nefokoko | 4,338,640 | 3,240,452 | 7,579,000 |
| | | 10 Leloboko | 4,338,640 | 1,978,054 | 6,317,000 |
| | | 11 Lelobatan | 4,338,640 | 1,346,507 | 5,685,000 |
| | | 12 Halme | 4,338,640 | 1,314,492 | 5,653,000 |
| | | 13 Fatukoto | 4,338,640 | 3,655,746 | 7,994,000 |
| | | 14 Kokfe'u | 4,338,640 | 1,273,068 | 5,612,000 |
| | | 15 To'fen | 4,338,640 | 725,116 | 5,064,000 |
| | | 16 Taiftob | 4,338,640 | 1,457,891 | 5,797,000 |
| | | 17 Iusmollo | 4,338,640 | 1,077,568 | 5,416,000 |
| | | 18 To'manat | 4,338,640 | 920,283 | 5,259,000 |
| | | Jumlah | 78,095,520 | 87,924,591 | 166,017,835 |
| 4. | Amanuban Timur | 1 Billa | 4,338,640 | 2,247,107 | 6,586,000 |
| | | 2 Oelet | 4,338,640 | 2,468,216 | 6,807,000 |
| | | 3 Pisan | 4,338,640 | 3,897,213 | 8,236,000 |
| | | 4 Mauleum | 4,338,640 | 1,341,005 | 5,680,000 |
| | | 5 Nifukiu | 4,338,640 | 1,016,109 | 5,355,000 |
| | | 6 Mnelaanen | 4,338,640 | 2,997,504 | 7,336,000 |
| | | 7 Telukh | 4,338,640 | 963,634 | 5,302,000 |
| | | 8 Oe'Ekam | 4,338,640 | 12,235,332 | 16,574,000 |
| | | 9 Sini | 4,338,640 | 788,458 | 5,127,000 |
| | | 10 Tli'u | 4,338,640 | 1,503,273 | 5,842,000 |
| | | Jumlah | 43,386,400 | 29,457,852 | 72,845,000 |
| 5. | Amanuban Tengah | 1 Taebesa | 4,338,640 | 2,349,579 | 6,688,000 |
| | | 2 Nakfunu | 4,338,640 | 1,607,009 | 5,946,000 |
| | | 3 Oe'ekam | 4,338,640 | 1,400,788 | 5,739,000 |
| | | 4 Baki | 4,338,640 | 1,236,064 | 5,575,000 |
| | | 5 Tumu | 4,338,640 | 1,819,345 | 6,158,000 |
| | | 6 Noebesa | 4,338,640 | 1,348,403 | 5,687,000 |
| | | 7 Nobi-Nobi | 4,338,640 | 3,606,754 | 7,945,000 |
| | | 8 Sopo | 4,338,640 | 2,966,922 | 7,306,000 |
| | | 9 Bone | 4,338,640 | 1,338,693 | 5,677,000 |
| | | 10 Maunum Niki-Niki | 4,338,640 | 2,970,016 | 7,309,000 |
| | | Jumlah | 43,386,400 | 20,643,574 | 64,030,000 |

2

| NO | KECAMATAN | DESA | JUMLAH ALOKASI DASAR | JUMLAH ALOKASI FORMULA | TOTAL BHPRD (Rp.) |
|--------|------------------|---------------|-------------------------|---------------------------|----------------------|
| 1 | 2 | 3 | 4 | 5 | 6 = 4 + 5 |
| 6. | Amanuban Selatan | 1 Pollo | 4,338,640 | 16,670,462 | 21,009,000 |
| | | 2 Oekiu | 4,338,640 | 1,748,303 | 6,087,000 |
| | | 3 Oebelo | 4,338,640 | 4,697,383 | 9,036,000 |
| | | 4 Noemuke | 4,338,640 | 3,154,198 | 7,493,000 |
| | | 5 Kiubaat | 4,338,640 | 2,229,821 | 6,568,000 |
| | | 6 Linamnutu | 4,338,640 | 3,454,349 | 7,793,000 |
| | | 7 Mio | 4,338,640 | 2,289,144 | 6,628,000 |
| | | 8 Batnun | 4,338,640 | 2,227,497 | 6,566,000 |
| | | 9 Bena | 4,338,640 | 5,098,822 | 9,437,000 |
| | | 10 Enoneten | 4,338,640 | 2,345,456 | 6,684,000 |
| Jumlah | | | 43,386,400 | 43,915,437 | 87,301,000 |
| 7. | Amanuban Barat | 1 Tublopo | 4,338,640 | 3,941,745 | 8,280,000 |
| | | 2 Nulle | 4,338,640 | 3,536,072 | 7,875,000 |
| | | 3 Nusa | 4,338,640 | 8,799,145 | 13,138,000 |
| | | 4 Mnelalete | 4,338,640 | 6,826,633 | 11,165,000 |
| | | 5 Pusu | 4,338,640 | 1,524,263 | 5,863,000 |
| | | 6 Tubuhue | 4,338,640 | 3,367,411 | 7,706,000 |
| | | 7 Haumenibaki | 4,338,640 | 1,768,874 | 6,108,000 |
| | | 8 Nifukani | 4,338,640 | 2,422,042 | 6,761,000 |
| Jumlah | | | 34,709,120 | 32,186,185 | 66,896,000 |
| 8. | Amanatun Selatan | 1 Oinlasi | 4,338,640 | 27,700,813 | 32,039,000 |
| | | 2 Nunleu | 4,338,640 | 2,400,473 | 6,739,000 |
| | | 3 Kokoi | 4,338,640 | 1,083,272 | 5,422,000 |
| | | 4 Fenun | 4,338,640 | 2,103,162 | 6,442,000 |
| | | 5 Kualeu | 4,338,640 | 1,487,389 | 5,826,000 |
| | | 6 Lanu | 4,338,640 | 1,548,551 | 5,887,000 |
| | | 7 Sunu | 4,338,640 | 1,158,570 | 5,497,000 |
| | | 8 Anin | 4,338,640 | 1,710,058 | 6,049,000 |
| | | 9 To'i | 4,338,640 | 2,063,034 | 6,402,000 |
| | | 10 Nifuleo | 4,338,640 | 1,673,262 | 6,012,000 |
| | | 11 Fatulunu | 4,338,640 | 851,598 | 5,190,000 |
| | | 12 Fae | 4,338,640 | 618,285 | 4,957,000 |
| | | 13 Netutnana | 4,338,640 | 1,084,747 | 5,423,000 |
| Jumlah | | | 56,402,320 | 45,483,215 | 101,885,000 |
| 9. | Amanatun Utara | 1 Lilo | 4,338,640 | 1,608,353 | 5,947,000 |
| | | 2 Fotilo | 4,338,640 | 1,759,054 | 6,098,000 |
| | | 3 Nasi | 4,338,640 | 2,249,230 | 6,588,000 |
| | | 4 Snok | 4,338,640 | 7,974,460 | 12,313,000 |
| | | 5 Tumu | 4,338,640 | 2,162,016 | 6,501,000 |
| | | 6 Fatuoni | 4,338,640 | 2,011,275 | 6,350,000 |
| | | 7 Sono | 4,338,640 | 3,103,806 | 7,442,000 |
| | | 8 Tauanas | 4,338,640 | 882,099 | 5,221,000 |
| | | 9 Muna | 4,338,640 | 1,104,018 | 5,443,000 |
| Jumlah | | | 39,047,760 | 22,854,309 | 61,903,000 |
| 10. | KiE | 1 Pilli | 4,338,640 | 2,068,401 | 6,407,000 |
| | | 2 Falas | 4,338,640 | 2,789,699 | 7,128,000 |
| | | 3 Oenai | 4,338,640 | 2,719,829 | 7,058,000 |
| | | 4 Belle | 4,338,640 | 1,412,916 | 5,752,000 |
| | | 5 Napi | 4,338,640 | 3,146,075 | 7,485,000 |
| | | 6 Boti | 4,338,640 | 2,393,775 | 6,732,000 |
| | | 7 Fatuulan | 4,338,640 | 1,959,718 | 6,298,000 |
| | | 8 Tesiayofanu | 4,338,640 | 2,492,856 | 6,831,000 |
| | | 9 Oinlasi | 4,338,640 | 2,190,294 | 6,529,000 |
| | | 10 Nekmese | 4,338,640 | 902,104 | 5,241,000 |
| | | 11 Enonapi | 4,338,640 | 1,796,039 | 6,135,000 |
| | | 12 Fatukusi | 4,338,640 | 765,090 | 5,104,000 |
| | | 13 Naile'u | 4,338,640 | 1,322,683 | 5,661,000 |
| Jumlah | | | 56,402,320 | 25,959,480 | 82,361,000 |
| 11. | Kuanfatu | 1 O'lais | 4,338,640 | 2,273,461 | 6,612,000 |
| | | 2 Lasi | 4,338,640 | 4,052,428 | 8,391,000 |
| | | 3 Kakan | 4,338,640 | 3,785,974 | 8,125,000 |
| | | 4 Basmuti | 4,338,640 | 5,834,785 | 10,173,000 |
| | | 5 Kusi | 4,338,640 | 1,976,475 | 6,315,000 |
| | | 6 Kuanfatu | 4,338,640 | 11,848,036 | 16,187,000 |
| | | 7 Kelle | 4,338,640 | 2,468,346 | 6,807,000 |


8

| NO | KECAMATAN | DESA | JUMLAH ALOKASI DASAR | JUMLAH ALOKASI FORMULA | TOTAL BHPRD (Rp.) |
|-----|------------|----------------|-------------------------|---------------------------|----------------------|
| 1 | 2 | 3 | 4 | 5 | 6 = 4 + 5 |
| | | 8 Taupi | 4,338,640 | 1,057,909 | 5,397,000 |
| | | 9 Oebo | 4,338,640 | 912,644 | 5,251,000 |
| | | 10 Kusi Utara | 4,338,640 | 1,343,889 | 5,683,000 |
| | | 11 Kelle Tunan | 4,338,640 | 1,000,972 | 5,340,000 |
| | | 12 Noebeba | 4,338,640 | 2,966,296 | 7,305,000 |
| | | 13 Oehan | 4,338,640 | 719,119 | 5,058,000 |
| | Jumlah | | 56,402,320 | 40,240,335 | 96,644,000 |
| 12. | Fatumnasi | 1 Nenas | 4,338,640 | 1,282,292 | 5,621,000 |
| | | 2 Fatumnasi | 4,338,640 | 3,559,115 | 7,898,000 |
| | | 3 Nuapin | 4,338,640 | 1,720,066 | 6,059,000 |
| | | 4 Kuannoel | 4,338,640 | 5,249,139 | 9,588,000 |
| | | 5 Mutis | 4,338,640 | 836,967 | 5,176,000 |
| | Jumlah | | 21,693,200 | 12,647,579 | 34,342,000 |
| 13. | Polen | 1 Konbaki | 4,338,640 | 3,705,250 | 8,044,000 |
| | | 2 Fatumnutu | 4,338,640 | 3,087,170 | 7,426,000 |
| | | 3 Bijeli | 4,338,640 | 2,910,333 | 7,249,000 |
| | | 4 Loli | 4,338,640 | 2,066,334 | 6,405,000 |
| | | 5 Usapimnasi | 4,338,640 | 1,590,466 | 5,929,000 |
| | | 6 Mnesatbubuk | 4,338,640 | 2,035,493 | 6,374,000 |
| | | 7 Puna | 4,338,640 | 4,201,288 | 8,540,000 |
| | | 8 Laob | 4,338,640 | 2,889,948 | 7,229,000 |
| | | 9 Oelnunuh | 4,338,640 | 1,542,799 | 5,881,000 |
| | | 10 Balu | 4,338,640 | 1,492,338 | 5,831,000 |
| | | 11 Sainoni | 4,338,640 | 2,726,970 | 7,066,000 |
| | Jumlah | | 47,725,040 | 28,248,388 | 75,974,000 |
| 14. | Batu Putih | 1 Benlutu | 4,338,640 | 3,925,924 | 8,265,000 |
| | | 2 Boentuka | 4,338,640 | 4,571,626 | 8,910,000 |
| | | 3 Hane | 4,338,640 | 14,513,995 | 18,853,000 |
| | | 4 Oebobo | 4,338,640 | 7,491,904 | 11,831,000 |
| | | 5 Tupan | 4,338,640 | 2,674,851 | 7,013,000 |
| | | 6 Tuakole | 4,338,640 | 1,789,030 | 6,128,000 |
| | | 7 Oehela | 4,338,640 | 1,512,428 | 5,851,000 |
| | Jumlah | | 30,370,480 | 36,479,757 | 66,851,000 |
| 15. | Boking | 1 Sabun | 4,338,640 | 3,301,592 | 7,640,000 |
| | | 2 Nano | 4,338,640 | 1,168,644 | 5,507,000 |
| | | 3 Boking | 4,338,640 | 14,679,019 | 19,018,000 |
| | | 4 Baus | 4,338,640 | 1,788,912 | 6,128,000 |
| | | 5 Meusin | 4,338,640 | 2,375,549 | 6,714,000 |
| | | 6 Leonmeni | 4,338,640 | 1,475,526 | 5,814,000 |
| | | 7 Fatu Manufui | 4,338,640 | 1,989,850 | 6,328,000 |
| | Jumlah | | 30,370,480 | 26,779,093 | 57,149,000 |
| 16. | Toianas | 1 Toianas | 4,338,640 | 4,643,382 | 8,982,000 |
| | | 2 Skinu | 4,338,640 | 3,096,889 | 7,436,000 |
| | | 3 Oeleu | 4,338,640 | 2,104,126 | 6,443,000 |
| | | 4 Sambet | 4,338,640 | 2,007,572 | 6,346,000 |
| | | 5 Bokong | 4,338,640 | 1,321,084 | 5,660,000 |
| | | 6 Tuataum | 4,338,640 | 1,539,577 | 5,878,000 |
| | | 7 Lobus | 4,338,640 | 940,953 | 5,280,000 |
| | | 8 Noeolin | 4,338,640 | 597,466 | 4,936,000 |
| | | 9 Milli | 4,338,640 | 1,228,967 | 5,568,000 |
| | Jumlah | | 39,047,760 | 17,480,017 | 56,529,000 |
| 17. | Nunkolo | 1 Op | 4,338,640 | 2,259,860 | 6,598,000 |
| | | 2 Sahan | 4,338,640 | 2,725,301 | 7,064,000 |
| | | 3 Nenoat | 4,338,640 | 2,876,438 | 7,215,000 |
| | | 4 Hoineno | 4,338,640 | 3,283,887 | 7,623,000 |
| | | 5 Nunkolo | 4,338,640 | 1,228,827 | 5,567,000 |
| | | 6 Saenam | 4,338,640 | 1,550,325 | 5,889,000 |
| | | 7 Fat | 4,338,640 | 1,130,542 | 5,469,000 |
| | | 8 Haumeni | 4,338,640 | 1,258,202 | 5,597,000 |
| | | 9 Putun | 4,338,640 | 4,376,749 | 8,715,000 |
| | Jumlah | | 39,047,760 | 20,690,130 | 59,737,000 |

8

| NO | KECAMATAN | DESA | JUMLAH ALOKASI DASAR | JUMLAH ALOKASI FORMULA | TOTAL BHPRD (Rp.) |
|-----|-------------|----------------|-------------------------|---------------------------|----------------------|
| 1 | 2 | 3 | 4 | 5 | 6 = 4 + 5 |
| 18. | Oenino | 1 Neke | 4,338,640 | 2,357,481 | 6,696,000 |
| | | 2 Pene Utara | 4,338,640 | 7,540,909 | 11,880,000 |
| | | 3 Noinoni | 4,338,640 | 3,946,160 | 8,285,000 |
| | | 4 Hoi | 4,338,640 | 4,022,527 | 8,361,000 |
| | | 5 Niki-Niki Un | 4,338,640 | 1,774,820 | 6,113,000 |
| | | 6 Oenino | 4,338,640 | 1,883,591 | 6,222,000 |
| | | 7 Abi | 4,338,640 | 1,816,231 | 6,155,000 |
| | Jumlah | 30,370,480 | 23,341,719 | 53,712,000 | |
| 19. | Kolbano | 1 Kolbano | 4,338,640 | 5,395,452 | 9,734,000 |
| | | 2 Noesiu | 4,338,640 | 1,104,744 | 5,443,000 |
| | | 3 Pene Selatan | 4,338,640 | 3,142,593 | 7,481,000 |
| | | 4 Oetuke | 4,338,640 | 2,297,693 | 6,636,000 |
| | | 5 Babuin | 4,338,640 | 3,245,552 | 7,584,000 |
| | | 6 Oeleu | 4,338,640 | 4,212,651 | 8,551,000 |
| | | 7 Se'i | 4,338,640 | 3,925,891 | 8,265,000 |
| | | 8 Nununamat | 4,338,640 | 5,161,472 | 9,500,000 |
| | | 9 Pana | 4,338,640 | 2,271,387 | 6,610,000 |
| | | 10 Haunobenak | 4,338,640 | 1,731,185 | 6,070,000 |
| | | 11 Ofu | 4,338,640 | 3,056,407 | 7,395,000 |
| | | 12 Spaha | 4,338,640 | 1,288,169 | 5,627,000 |
| | Jumlah | 52,063,680 | 36,833,195 | 88,896,000 | |
| 20. | Kot'olin | 1 Kot'olin | 4,338,640 | 4,226,986 | 8,566,000 |
| | | 2 Nunbena | 4,338,640 | 1,095,497 | 5,434,000 |
| | | 3 Fatuat | 4,338,640 | 988,803 | 5,327,000 |
| | | 4 Hoibeti | 4,338,640 | 2,133,200 | 6,472,000 |
| | | 5 Nualunat | 4,338,640 | 650,989 | 4,990,000 |
| | | 6 Binenok | 4,338,640 | 704,256 | 5,043,000 |
| | | 7 Panite | 4,338,640 | 728,127 | 5,067,000 |
| | | 8 O'Obibi | 4,338,640 | 1,675,232 | 6,014,000 |
| | Jumlah | 34,709,120 | 12,203,090 | 46,913,000 | |
| 21. | Kualin | 1 Kualin | 4,338,640 | 4,514,813 | 8,853,000 |
| | | 2 Oni | 4,338,640 | 4,300,045 | 8,639,000 |
| | | 3 Nunusunuu | 4,338,640 | 8,002,085 | 12,341,000 |
| | | 4 Tuapakas | 4,338,640 | 4,264,519 | 8,603,000 |
| | | 5 Toineke | 4,338,640 | 7,171,345 | 11,510,000 |
| | | 6 Tuafanu | 4,338,640 | 4,247,842 | 8,586,000 |
| | | 7 Kiufatu | 4,338,640 | 5,571,676 | 9,910,000 |
| | | 8 Oemaman | 4,338,640 | 1,798,999 | 6,138,000 |
| | Jumlah | 34,709,120 | 39,871,325 | 74,580,000 | |
| 22. | Mollo Barat | 1 Bes'ana | 4,338,640 | 2,418,057 | 6,757,000 |
| | | 2 Fatukoko | 4,338,640 | 1,844,230 | 6,183,000 |
| | | 3 Koa | 4,338,640 | 2,648,346 | 6,987,000 |
| | | 4 Oeuban | 4,338,640 | 2,035,528 | 6,374,000 |
| | | 5 Salbait | 4,338,640 | 1,131,308 | 5,470,000 |
| | Jumlah | 21,693,200 | 10,077,469 | 31,771,000 | |
| 23. | Kokbaun | 1 Lotas | 4,338,640 | 407,374 | 4,746,000 |
| | | 2 Sapnala | 4,338,640 | 997,909 | 5,337,000 |
| | | 3 Kol'oto | 4,338,640 | 480,275 | 4,819,000 |
| | | 4 Niti | 4,338,640 | 1,007,382 | 5,346,000 |
| | | 5 O'baki | 4,338,640 | 724,798 | 5,063,000 |
| | | 6 Benahe | 4,338,640 | 318,952 | 4,658,000 |
| | Jumlah | 26,031,840 | 3,936,690 | 29,969,000 | |
| 24. | Noebana | 1 Noebana | 4,338,640 | 3,414,671 | 7,753,000 |
| | | 2 Fatumnasi | 4,338,640 | 3,146,714 | 7,485,000 |
| | | 3 Suni | 4,338,640 | 1,205,701 | 5,544,000 |
| | | 4 Mella | 4,338,640 | 1,189,280 | 5,528,000 |
| | | 5 Mnelapetu | 4,338,640 | 716,378 | 5,055,000 |
| | Jumlah | 21,693,200 | 9,672,744 | 31,365,000 | |
| 25. | Santian | 1 Santian | 4,338,640 | 2,337,778 | 6,676,000 |
| | | 2 Poli | 4,338,640 | 2,482,998 | 6,822,000 |
| | | 3 Manufui | 4,338,640 | 4,469,350 | 8,808,000 |
| | | 4 Nenotes | 4,338,640 | 1,366,007 | 5,705,000 |
| | | 5 Naifatu | 4,338,640 | 755,526 | 5,094,000 |
| | Jumlah | 21,693,200 | 11,411,659 | 33,105,000 | |

| NO | KECAMATAN | DESA | JUMLAH ALOKASI DASAR | JUMLAH ALOKASI FORMULA | TOTAL BHPRD (Rp.) |
|-----|--------------|----------------|-------------------------|---------------------------|----------------------|
| 1 | 2 | 3 | 4 | 5 | 6 = 4 + 5 |
| 26. | Noebeba | 1 Naip | 4,338,640 | 2,296,898 | 6,636,000 |
| | | 2 Fatutnana | 4,338,640 | 1,256,376 | 5,595,000 |
| | | 3 Oepliki | 4,338,640 | 4,017,619 | 8,356,000 |
| | | 4 Oe'ekam | 4,338,640 | 4,672,360 | 9,011,000 |
| | | 5 Teas | 4,338,640 | 2,389,371 | 6,728,000 |
| | | 6 Oebaki | 4,338,640 | 2,681,078 | 7,020,000 |
| | | 7 Eno Nabuasa | 4,338,640 | 2,094,524 | 6,433,000 |
| | Jumlah | | 30,370,480 | 19,408,225 | 49,779,000 |
| 27. | Kuatnana | 1 Tetaf | 4,338,640 | 5,390,755 | 9,729,000 |
| | | 2 Naukae | 4,338,640 | 3,212,415 | 7,551,000 |
| | | 3 Supul | 4,338,640 | 1,329,087 | 5,668,000 |
| | | 4 Lakat | 4,338,640 | 2,497,112 | 6,836,000 |
| | | 5 Enoneontes | 4,338,640 | 1,665,866 | 6,005,000 |
| | | 6 O'of | 4,338,640 | 2,301,560 | 6,640,000 |
| | | 7 Tubmonas | 4,338,640 | 1,168,990 | 5,508,000 |
| | | 8 Oe Ue | 4,338,640 | 1,566,796 | 5,905,000 |
| | Jumlah | | 34,709,120 | 19,132,581 | 53,842,000 |
| 28. | Fautmolo | 1 Silu | 4,338,640 | 1,321,571 | 5,660,000 |
| | | 2 Nunuhkniti | 4,338,640 | 1,392,817 | 5,731,000 |
| | | 3 Kaeneno | 4,338,640 | 1,602,507 | 5,941,000 |
| | | 4 Oeleon | 4,338,640 | 2,507,629 | 6,846,000 |
| | | 5 Tunis | 4,338,640 | 1,385,212 | 5,724,000 |
| | | 6 Bileon | 4,338,640 | 1,159,244 | 5,498,000 |
| | | 7 Besle'u | 4,338,640 | 986,860 | 5,325,000 |
| | Jumlah | | 30,370,480 | 10,355,841 | 40,725,000 |
| 29. | Fatukopa | 1 Fatukopa | 4,338,640 | 2,801,628 | 7,140,000 |
| | | 2 Besnam | 4,338,640 | 384,645 | 4,723,000 |
| | | 3 Taebone | 4,338,640 | 1,123,121 | 5,462,000 |
| | | 4 Nunfutu | 4,338,640 | 808,906 | 5,148,000 |
| | | 5 Kiki | 4,338,640 | 869,981 | 5,209,000 |
| | | 6 Ello | 4,338,640 | 271,583 | 4,610,000 |
| | | 7 Nifulinah | 4,338,640 | 368,662 | 4,707,000 |
| | Jumlah | | 30,370,480 | 6,628,525 | 36,999,000 |
| 30. | Mollo Tengah | 1 Oelbubuk | 4,338,640 | 3,900,892 | 8,240,000 |
| | | 2 Nekemunifeto | 4,338,640 | 1,063,988 | 5,403,000 |
| | | 3 Binaus | 4,338,640 | 1,912,115 | 6,251,000 |
| | | 4 Oel'Ekam | 4,338,640 | 2,212,424 | 6,551,000 |
| | | 5 Kualeu | 4,338,640 | 1,717,407 | 6,056,000 |
| | | 6 Pika | 4,338,640 | 1,392,907 | 5,732,000 |
| | Jumlah | | 26,031,840 | 12,199,734 | 38,233,000 |
| 31. | Tobu | 1 Tobu | 4,338,640 | 5,026,822 | 9,365,000 |
| | | 2 Tutem | 4,338,640 | 5,243,444 | 9,582,000 |
| | | 3 Tune | 4,338,640 | 2,377,533 | 6,716,000 |
| | | 4 Bonleu | 4,338,640 | 4,498,307 | 8,837,000 |
| | | 5 Pubasu | 4,338,640 | 1,479,668 | 5,818,000 |
| | | 6 Huetalan | 4,338,640 | 747,299 | 5,086,000 |
| | | 7 Saubalan | 4,338,640 | 874,233 | 5,213,000 |
| | | 8 Bestobe | 4,338,640 | 1,163,498 | 5,502,000 |
| | Jumlah | | 34,709,120 | 21,410,804 | 56,119,000 |
| 32. | Nunbena | 1 Lil'ana | 4,338,640 | 4,071,468 | 8,410,000 |
| | | 2 Nunbena | 4,338,640 | 4,352,480 | 8,691,000 |
| | | 3 Noebesi | 4,338,640 | 2,042,018 | 6,381,000 |
| | | 4 Taneotob | 4,338,640 | 4,994,090 | 9,333,000 |
| | | 5 Feto Mone | 4,338,640 | 805,454 | 5,144,000 |
| | | 6 Tunbes | 4,338,640 | 1,190,387 | 5,529,000 |
| | Jumlah | | 26,031,840 | 17,455,898 | 43,488,000 |
| | Total | | 1,154,078,240 | 769,385,595 | 1,923,463,835 |



 BUPATI TIMOR TENGAH SELATAN,

 E. P. TAHUN