



BUPATI GOWA
PROVINSI SULAWESI SELATAN

PERATURAN BUPATI GOWA
NOMOR: 1 TAHUN 2020

TENTANG

KELAS JABATAN DAN NILAI BASIC TAMBAHAN PENGHASILAN
PEGAWAI NEGERI SIPL DI LINGKUNGAN PEMERINTAH DAERAH

DENGAN RAHMAT TUHAN YANG MAHA ESA

BUPATI GOWA,

Menimbang : bahwa untuk melaksanakan ketentuan dalam Pasal 6 ayat (1) Peraturan Menteri Pendayagunaan Aparatur Negara dan Reformasi Birokrasi Nomor 39 Tahun 2013 tentang Penetapan Kelas Jabatan di Lingkungan Instansi Pemerintah, perlu membentuk Peraturan Bupati tentang Kelas Jabatan dan Nilai *Basic* Tambahan Penghasilan Penghasilan Pegawai Negeri Sipil di Lingkungan Pemerintah Daerah;

Mengingat : 1. Undang-Undang Nomor 5 Tahun 2014 tentang Aparatur Sipil Negara (Lembaran Negara Republik Indonesia Tahun 2014 Nomor 6, Tambahan Lembaran Negara Republik Indonesia Nomor 5494);

2. Undang-Undang Nomor 23 Tahun 2014 tentang Pemerintahan Daerah (Lembaran Negara Republik Indonesia Tahun 2014 Nomor 244, Tambahan Lembaran Negara Republik Indonesia Nomor 5587), sebagaimana telah diubah beberapa kali terakhir dengan Undang-Undang Nomor 9 Tahun 2015 tentang Perubahan Kedua atas Undang-Undang Nomor 23 Tahun 2014 tentang Pemerintahan Daerah (Lembaran Negara Republik Indonesia Tahun 2015 Nomor 58, Tambahan Lembaran Negara Republik Indonesia Nomor 5679);

3. Peraturan Pemerintah Nomor 9 Tahun 2003 tentang Wewenang Pengangkatan, Pemindahan, dan Pemberhentian Pegawai Negeri Sipil (Lembaran Negara Republik Indonesia Tahun 2003 Nomor 15, Tambahan Lembaran Negara Republik Indonesia Nomor 4263) sebagaimana telah diubah dengan Peraturan Pemerintah Nomor 63 Tahun 2009 (Lembaran Negara Republik Indonesia Tahun 2009 Nomor 164);
4. Peraturan Pemerintah Nomor 18 Tahun 2016 tentang Perangkat Daerah (Lembaran Negara Republik Indonesia Tahun 2016 Nomor 114, Tambahan Lembaran Negara Republik Indonesia Nomor 5887);
5. Peraturan Pemerintah Nomor 11 Tahun 2017 tentang Manajemen Pegawai Negeri Sipil (Lembaran Negara Republik Indonesia Tahun 2017 Nomor 63, Tambahan Lembaran Negara Republik Indonesia Nomor 6037);
6. Peraturan Presiden Nomor 81 Tahun 2010 tentang Grand Design Reformasi Birokrasi 2010-2025;
7. Peraturan Menteri Pendayagunaan Aparatur Negara dan Reformasi Birokrasi Nomor 11 Tahun 2015 tentang Road Map Reformasi Birokrasi 2015-2019 (Berita Negara Republik Indonesia Tahun 2015 Nomor 985);
8. Peraturan Menteri Pendayagunaan Aparatur Negara dan Reformasi Birokrasi Nomor 34 Tahun 2011 tentang Pedoman Evaluasi Jabatan;
9. Peraturan Menteri Pendayagunaan Apratur Negara dan Reformasi Birokrasi Nomor 39 Tahun 2013 tentang Penetapan Kelas Jabatan di Lingkungan Instansi Pemerintah (Berita Negara Republik Indonesia Tahun 2013 Nomor 1636);

MEMUTUSKAN:

Menetapkan : PERATURAN BUPATI TENTANG KELAS JABATAN DAN NILAI JABATAN DAN NILAI *BASIC* TAMBAHAN PENGHASILAN PEGAWAI NEGERI SIPIL DI LINGKUNGAN PEMERINTAH DAERAH

BAB I KETENTUAN UMUM

Pasal 1

Dalam Peraturan Bupati ini yang dimaksud dengan :

1. Daerah adalah Kabupaten Gowa.
2. Pemerintah Daerah adalah Bupati sebagai unsur penyelenggara Pemerintahan Daerah yang memimpin pelaksanaan urusan pemerintahan yang menjadi kewenangan daerah otonom.
3. Bupati adalah Bupati Gowa.
4. Pegawai Negeri Sipil yang selanjutnya disingkat PNS adalah yang diangkat berdasarkan Keputusan Pejabat yang berwenang dan bekerja secara penuh di unit kerja pada lingkungan Pemerintah Kabupaten Gowa.
5. Calon Pegawai Negeri Sipil yang selanjutnya disingkat CPNS adalah calon Pegawai Negeri Sipil Daerah
6. Kelas jabatan (*grading*) adalah klasifikasi jabatan dalam satuan organisasi yang didasarkan hasil evaluasi jabatan yang selanjutnya digunakan sebagai dasar pemberian besaran Tunjangan Tambahan Penghasilan.
7. Nilai jabatan *Basic* TPP adalah nilai kumulatif dari Indeks TTP ditambah dengan Besaran Tunjangan Kinerja BPK per kelas jabatan yang mempengaruhi tinggi rendahnya jenjang Nilai jabatan.
8. TPP BPK berdasarkan Peraturan Presiden Nomor 188 Tahun 2014 informasi jabatan yang selanjutnya digunakan pula sebagai dasar pemberian besaran Tunjangan Tambahan Penghasilan.

BAB II MAKSUD DAN TUJUAN

Pasal 2

- (1) Maksud ditetapkan Peraturannya Peraturan Bupati ini yakni untuk memberikan nilai dan kelas jabatan pegawai negeri sipil dan Calon Pegawai Negeri Sipil di lingkungan pemerintah daerah
- (2) Tujuan ditetapkan Peraturannya Peraturan Bupati yakni agar setiap Pegawai Negeri Sipil dan Calon Pegawai Negeri Sipil daerah memiliki kelas dan nilai jabatan yang dapat dijadikan dasar dalam penentuan besaran pemberian tambahan penghasilan

BAB III
RUANG LINGKUP
Pasal 3

Ruang lingkup Peraturan Bupati ini mencakup :

- a. hasil evaluasi jabatan di lingkungan pemerintah daerah yakni kelas jabatan struktural, jabatan pelaksana dan jabatan fungsional; dan
- b. kelas jabatan ditetapkan berdasarkan hasil evaluasi jabatan.

BAB IV
KELAS JABATAN
Pasal 4

Kelas Jabatan Struktural, Jabatan Pelaksana, dan Jabatan lainnya di lingkungan Pemerintah Daerah ditetapkan sebagaimana tercantum dalam Lampiran Peraturan ini yang merupakan bagian tidak terpisahkan dari Peraturan Bupati ini

Pasal 5

Perubahan dan penetapan kelas jabatan struktural, jabatan pelaksana dan jabatan lainnya di Lingkungan Pemerintah Daerah sebagaimana dimaksud dalam Pasal 4 ditetapkan dengan Keputusan Kepala Unit Kerja/Satuan Kerja Perangkat Daerah.

BAB V
KETENTUAN PENUTUP
Pasal 6

Dengan berlakunya Peraturan Bupati ini, maka Peraturan Bupati Gowa Nomor 13 Tahun 2019 tentang Kelas Jabatan dan Nilai Jabatan di Lingkungan Pemerintah Daerah, dicabut dan dinyatakan tidak berlaku.


Pasal 7

Peraturan Bupati ini mulai berlaku pada tanggal ~~di undangkan~~

Agar setiap orang mengetahuinya, memerintahkan pengundangan Peraturan Bupati ini dengan penempatannya dalam Berita Daerah Kabupaten Gowa.

Ditetapkan di Sungguminasa
pada tanggal 2 Januari 2020

BUPATI GOWA,



ADNAN PURICHTA ICHSAN YL

Diundangkan di Sungguminasa
pada tanggal 2 Januari 2020

SEKRETARIS DAERAH KABUPATEN GOWA,



MUCHLIS

BERITA DAERAH KABUPATEN GOWA TAHUN 2020 NOMOR 1

LAMPIRAN
PERATURAN BUPATI
NOMOR 1 TAHUN 2020
TENTANG
KELAS JABATAN DAN NILAI BASIC TAMBAHAN PENGHASILAN PEGAWAI NEGERI SIPIL
DI LINGKUNGAN PEMERINTAH DAERAH

NO.	NAMA JABATAN	KELAS JABATAN	RP. BPK	INDEKS TPP (ITTP)	BASIC TPP	BEBAN KERJA (40%)	PRESTASI KERJA (60%)	% KKD	JUMLAH TPP/BULAN/ PERORANGAN
1	2	3	4	5	6=4x5	7	8	14	15
1	Sekretariat Daerah								
A	Sekretaris Daerah	15	29,286,000	0.572219646	16,758,025	6,703,210	10,054,815	27%	4,524,667
B	Asisten	14	22,295,000	0.572219646	12,757,637	5,103,055	7,654,582	27%	3,444,562
	a. Kepala Bagian	12	16,000,000	0.572219646	9,155,514	3,662,206	5,493,309	27%	2,471,989
	b. Kepala Sub Bagian	9	9,360,000	0.572219646	5,355,976	2,142,390	3,213,586	27%	1,446,113
	c. JF Pengelola Barang dan Jasa Pemerintah Pertama	9	9,360,000	0.572219646	5,355,976	2,142,390	3,213,586	27%	1,446,113
	d. JF Pengelola Barang dan Jasa Pemerintah Muda	10	10,760,000	0.572219646	6,157,083	2,462,833	3,694,250	27%	1,662,413
	e. JF Pengelola Barang dan Jasa Pemerintah Madya	11	12,370,000	0.572219646	7,078,357	2,831,343	4,247,014	27%	1,911,156
	f. JF Analis Kebijakan Pertama	8	7,523,000	0.572219646	4,304,808	1,721,923	2,582,885	27%	1,162,298
	g. JF Analis Kebijakan Muda	10	10,760,000	0.572219646	6,157,083	2,462,833	3,694,250	27%	1,662,413
	h. JF Analis Kebijakan Madya	12	16,000,000	0.572219646	9,155,514	3,662,206	5,493,309	27%	2,471,989
	i. JF Analis Kebijakan Utama	14	22,295,000	0.572219646	12,757,637	5,103,055	7,654,582	27%	3,444,562
	j. Pelaksana	7	6,633,000	0.572219646	3,795,533	1,518,213	2,277,320	27%	1,024,794
	k. Pelaksana	6	5,764,000	0.572219646	3,298,274	1,319,310	1,978,964	27%	890,534
	l. Pelaksana	5	4,807,000	0.572219646	2,750,660	1,100,264	1,650,396	27%	742,678
	m. Pelaksana	3	2,354,000	0.572219646	1,347,005	538,802	808,203	27%	363,691
	n. Pelaksana	1	1,540,000	0.572219646	881,218	352,487	528,731	27%	237,929
C	Staf Ahli Bupati Gowa	13	20,010,000	0.572219646	11,450,115	4,580,046	6,870,069	27%	3,091,531
2	Badan Kepegawaian dan Pengembangan Sumber								
	a. Kepala Badan	14	22,295,000	0.572219646	12,757,637	5,103,055	7,654,582	27%	3,444,562
	b. Sekretaris	12	16,000,000	0.572219646	9,155,514	3,662,206	5,493,309	27%	2,471,989
	c. Kepala Bidang	11	12,370,000	0.572219646	7,078,357	2,831,343	4,247,014	27%	1,911,156
	d. JF Analis Kepegawaian Pelaksana	6	5,764,000	0.572219646	3,298,274	1,319,310	1,978,964	27%	890,534
	e. JF Analis Kepegawaian Pelaksana Lanjutan	7	6,633,000	0.572219646	3,795,533	1,518,213	2,277,320	27%	1,024,794
	f. JF Analis Kepegawaian Penyelia	8	7,523,000	0.572219646	4,304,808	1,721,923	2,582,885	27%	1,162,298
	g. JF Analis Kepegawaian Pertama	8	7,523,000	0.572219646	4,304,808	1,721,923	2,582,885	27%	1,162,298
	h. JF Analis Kepegawaian Muda	9	9,360,000	0.572219646	5,355,976	2,142,390	3,213,586	27%	1,446,113

NO.	NAMA JABATAN	KELAS JABATAN	RP. BPK	INDEKS TPP (ITTP)	BASIC TPP	BEBAN KERJA (40%)	PRESTASI KERJA (60%)	% KKD	JUMLAH TPP/BULAN/ PERORANGAN
1	2	3	4	5	6=4x5	7	8	14	15
	j. JF Analis Kepegawaian Madya	11	12,370,000	0.572219646	7,078,357	2,831,343	4,247,014	27%	1,911,156
	k. JF Arsip Aris Pelaksana	6	5,764,000	0.572219646	3,298,274	1,319,310	1,978,964	27%	890,534
	l. JF Arsip Aris Pelaksana Lanjutan	7	6,633,000	0.572219646	3,795,533	1,518,213	2,277,320	27%	1,024,794
	m. JF Arsip Aris Penyelia	8	7,523,000	0.572219646	4,304,808	1,721,923	2,582,885	27%	1,162,298
	n. JF Arsip Aris Pertama	8	7,523,000	0.572219646	4,304,808	1,721,923	2,582,885	27%	1,162,298
	o. JF Arsip Aris Muda	9	9,360,000	0.572219646	5,355,976	2,142,390	3,213,586	27%	1,446,113
	p. JF Arsip Aris Madya	11	12,370,000	0.572219646	7,078,357	2,831,343	4,247,014	27%	1,911,156
	q. JF Arsip Aris Utama	13	20,010,000	0.572219646	11,450,115	4,580,046	6,870,069	27%	3,091,531
	r. JFPranata Komputer Pelaksana Pemula	5	4,807,000	0.572219646	2,750,660	1,100,264	1,650,396	27%	742,678
	s. JF Pranata Komputer Pelaksana	6	5,764,000	0.572219646	3,298,274	1,319,310	1,978,964	27%	890,534
	t. JF Pranata Komputer Pelaksana Lanjutan	7	6,633,000	0.572219646	3,795,533	1,518,213	2,277,320	27%	1,024,794
	u. JF Pranata Komputer Penyelia	8	7,523,000	0.572219646	4,304,808	1,721,923	2,582,885	27%	1,162,298
	w. JF Pranata Komputer Pertama	8	7,523,000	0.572219646	4,304,808	1,721,923	2,582,885	27%	1,162,298
	x. JF Pranata Komputer Muda	9	9,360,000	0.572219646	5,355,976	2,142,390	3,213,586	27%	1,446,113
	y. JF Pranata Komputer Madya	11	12,370,000	0.572219646	7,078,357	2,831,343	4,247,014	27%	1,911,156
	z. JF Pranata Komputer Utama	13	20,010,000	0.572219646	11,450,115	4,580,046	6,870,069	27%	3,091,531
	aa Kepala Sub Bagian	9	9,360,000	0.572219646	5,355,976	2,142,390	3,213,586	27%	1,446,113
	ab Kepala Sub Bidang	9	9,360,000	0.572219646	5,355,976	2,142,390	3,213,586	27%	1,446,113
	ac Pelaksana	7	6,633,000	0.572219646	3,795,533	1,518,213	2,277,320	27%	1,024,794
	ad Pelaksana	6	5,764,000	0.572219646	3,298,274	1,319,310	1,978,964	27%	890,534
	ae Pelaksana	5	4,807,000	0.572219646	2,750,660	1,100,264	1,650,396	27%	742,678
	af Pelaksana	3	2,354,000	0.572219646	1,347,005	538,802	808,203	27%	363,691
	ag Pelaksana	1	1,540,000	0.572219646	881,218	352,487	528,731	27%	237,929
3	Badan Pendapatan Daerah								
	a. Kepala Badan	14	22,295,000	0.572219646	12,757,637	5,103,055	7,654,582	0%	0
	b. Sekretaris	12	16,000,000	0.572219646	9,155,514	3,662,206	5,493,309	0%	0
	c. Kepala Bidang	11	12,370,000	0.572219646	7,078,357	2,831,343	4,247,014	0%	0
	d. Kepala Sub Bagian	9	9,360,000	0.572219646	5,355,976	2,142,390	3,213,586	0%	0
	e. Kepala Sub Bidang	9	9,360,000	0.572219646	5,355,976	2,142,390	3,213,586	0%	0
	f. Pelaksana	7	6,633,000	0.572219646	3,795,533	1,518,213	2,277,320	0%	0
	g. Pelaksana	6	5,764,000	0.572219646	3,298,274	1,319,310	1,978,964	0%	0
	h. Pelaksana	5	4,807,000	0.572219646	2,750,660	1,100,264	1,650,396	0%	0
	i. Pelaksana	3	2,354,000	0.572219646	1,347,005	538,802	808,203	0%	0
	j. Pelaksana	1	1,540,000	0.572219646	881,218	352,487	528,731	0%	0

NO.	NAMA JABATAN	KELAS JABATAN	RP. BPK	INDEKS TPP (ITTP)	BASIC TPP	BEBAN KERJA (40%)	PRESTASI KERJA (60%)	% KKD	JUMLAH TPP/BULAN/ PERORANGAN
1	2	3	4	5	6=4x5	7	8	14	15
4	Badan Pengelolaan Keuangan Daerah								
	a. Kepala Badan	14	22,295,000	0.572219646	12,757,637	5,103,055	7,654,582	27%	3,444,562
	b. Sekretaris	12	16,000,000	0.572219646	9,155,514	3,662,206	5,493,309	27%	2,471,989
	c. Kepala Bidang	11	12,370,000	0.572219646	7,078,357	2,831,343	4,247,014	27%	1,911,156
	d. Kepala Sub Bagian	9	9,360,000	0.572219646	5,355,976	2,142,390	3,213,586	27%	1,446,113
	e. Kepala Sub Bidang	9	9,360,000	0.572219646	5,355,976	2,142,390	3,213,586	27%	1,446,113
	f. Pelaksana	7	6,633,000	0.572219646	3,795,533	1,518,213	2,277,320	27%	1,024,794
	g. Pelaksana	6	5,764,000	0.572219646	3,298,274	1,319,310	1,978,964	27%	890,534
	h. Pelaksana	5	4,807,000	0.572219646	2,750,660	1,100,264	1,650,396	27%	742,678
	i. Pelaksana	3	2,354,000	0.572219646	1,347,005	538,802	808,203	27%	363,691
	j. Pelaksana	1	1,540,000	0.572219646	881,218	352,487	528,731	27%	237,929
5	Badan Perencanaan Pembangunan Daerah								
	a. Kepala Badan	14	22,295,000	0.572219646	12,757,637	5,103,055	7,654,582	27%	3,444,562
	b. JF Perencana Pertama	8	7,523,000	0.572219646	4,304,808	1,721,923	2,582,885	27%	1,162,298
	c. JF Perencana Muda	9	9,360,000	0.572219646	5,355,976	2,142,390	3,213,586	27%	1,446,113
	d. JF Perencana Madya	11	12,370,000	0.572219646	7,078,357	2,831,343	4,247,014	27%	1,911,156
	e. JF Perencana Utama	13	20,010,000	0.572219646	11,450,115	4,580,046	6,870,069	27%	3,091,531
	f. Sekretaris	12	16,000,000	0.572219646	9,155,514	3,662,206	5,493,309	27%	2,471,989
	g. Kepala Bidang	11	12,370,000	0.572219646	7,078,357	2,831,343	4,247,014	27%	1,911,156
	h. Kepala Sub Bagian	9	9,360,000	0.572219646	5,355,976	2,142,390	3,213,586	27%	1,446,113
	i. Kepala Sub Bidang	9	9,360,000	0.572219646	5,355,976	2,142,390	3,213,586	27%	1,446,113
	j. Pelaksana	7	6,633,000	0.572219646	3,795,533	1,518,213	2,277,320	27%	1,024,794
	k. Pelaksana	6	5,764,000	0.572219646	3,298,274	1,319,310	1,978,964	27%	890,534
	l. Pelaksana	5	4,807,000	0.572219646	2,750,660	1,100,264	1,650,396	27%	742,678
	m. Pelaksana	3	2,354,000	0.572219646	1,347,005	538,802	808,203	27%	363,691
	n. Pelaksana	1	1,540,000	0.572219646	881,218	352,487	528,731	27%	237,929
6	Badan Penelitian dan Pengembangan Daerah								
	a. Kepala Badan	14	22,295,000	0.572219646	12,757,637	5,103,055	7,654,582	27%	3,444,562
	b. JF Peneliti Pertama	8	7,523,000	0.572219646	4,304,808	1,721,923	2,582,885	27%	1,162,298
	c. JF Peneliti Muda	9	9,360,000	0.572219646	5,355,976	2,142,390	3,213,586	27%	1,446,113
	d. JF Peneliti Madya	11	12,370,000	0.572219646	7,078,357	2,831,343	4,247,014	27%	1,911,156
	e. JF Peneliti Utama	13	20,010,000	0.572219646	11,450,115	4,580,046	6,870,069	27%	3,091,531
	f. Sekretaris	12	16,000,000	0.572219646	9,155,514	3,662,206	5,493,309	27%	2,471,989
	g. Kepala Bidang	11	12,370,000	0.572219646	7,078,357	2,831,343	4,247,014	27%	1,911,156
	h. Kepala Sub Bagian	9	9,360,000	0.572219646	5,355,976	2,142,390	3,213,586	27%	1,446,113
	i. Kepala Sub Bidang	9	9,360,000	0.572219646	5,355,976	2,142,390	3,213,586	27%	1,446,113
	j. Pelaksana	7	6,633,000	0.572219646	3,795,533	1,518,213	2,277,320	27%	1,024,794
	k. Pelaksana	6	5,764,000	0.572219646	3,298,274	1,319,310	1,978,964	27%	890,534
	l. Pelaksana	5	4,807,000	0.572219646	2,750,660	1,100,264	1,650,396	27%	742,678
	m. Pelaksana	3	2,354,000	0.572219646	1,347,005	538,802	808,203	27%	363,691
	n. Pelaksana	1	1,540,000	0.572219646	881,218	352,487	528,731	27%	237,929

NO.	NAMA JABATAN	KELAS JABATAN	RP. BPK	INDEKS TPP (ITTP)	BASIC TPP	BEBAN KERJA (40%)	PRESTASI KERJA (60%)	% KKD	JUMLAH TPP/BULAN/ PERORANGAN
1	2	3	4	5	6=4x5	7	8	14	15
7	Badan Penanggulangan Bencana Daerah								
	a. Kepala Badan	14	22,295,000	0.572219646	12,757,637	5,103,055	7,654,582	27%	3,444,562
	b. Sekretaris	12	16,000,000	0.572219646	9,155,514	3,662,206	5,493,309	27%	2,471,989
	c. Kepala Bidang	11	12,370,000	0.572219646	7,078,357	2,831,343	4,247,014	27%	1,911,156
	d. Kepala Sub Bagian	9	9,360,000	0.572219646	5,355,976	2,142,390	3,213,586	27%	1,446,113
	e. Kepala Sub Bidang	9	9,360,000	0.572219646	5,355,976	2,142,390	3,213,586	27%	1,446,113
	f. JF Rescuer Pemula	6	5,764,000	0.572219646	3,298,274	1,319,310	1,978,964	27%	890,534
	g. JF Rescuer Terampil	7	6,633,000	0.572219646	3,795,533	1,518,213	2,277,320	27%	1,024,794
	h. JF Rescuer Mahir	8	7,523,000	0.572219646	4,304,808	1,721,923	2,582,885	27%	1,162,298
	i. JF Rescuer Penyelia	9	9,360,000	0.572219646	5,355,976	2,142,390	3,213,586	27%	1,446,113
	j. Pelaksana	7	6,633,000	0.572219646	3,795,533	1,518,213	2,277,320	27%	1,024,794
	k. Pelaksana	6	5,764,000	0.572219646	3,298,274	1,319,310	1,978,964	27%	890,534
	l. Pelaksana	5	4,807,000	0.572219646	2,750,660	1,100,264	1,650,396	27%	742,678
	m. Pelaksana	3	2,354,000	0.572219646	1,347,005	538,802	808,203	27%	363,691
	n. Pelaksana	1	1,540,000	0.572219646	881,218	352,487	528,731	27%	237,929
8	Badan Kesatuan Bangsa dan Politik								
	a. Kepala Badan	14	22,295,000	0.572219646	12,757,637	5,103,055	7,654,582	27%	3,444,562
	b. Sekretaris	12	16,000,000	0.572219646	9,155,514	3,662,206	5,493,309	27%	2,471,989
	c. Kepala Bidang	11	12,370,000	0.572219646	7,078,357	2,831,343	4,247,014	27%	1,911,156
	d. Kepala Sub Bagian	9	9,360,000	0.572219646	5,355,976	2,142,390	3,213,586	27%	1,446,113
	e. Kepala Sub Bidang	9	9,360,000	0.572219646	5,355,976	2,142,390	3,213,586	27%	1,446,113
	f. Pelaksana	7	6,633,000	0.572219646	3,795,533	1,518,213	2,277,320	27%	1,024,794
	g. Pelaksana	6	5,764,000	0.572219646	3,298,274	1,319,310	1,978,964	27%	890,534
	h. Pelaksana	5	4,807,000	0.572219646	2,750,660	1,100,264	1,650,396	27%	742,678
	j. Pelaksana	3	2,354,000	0.572219646	1,347,005	538,802	808,203	27%	363,691
	j. Pelaksana	1	1,540,000	0.572219646	881,218	352,487	528,731	27%	237,929
9	Inspektorat Daerah								
	a. Inspektur	14	22,295,000	0.572219646	12,757,637	5,103,055	7,654,582	27%	3,444,562
	b. JF Auditor Utama	13	20,010,000	0.572219646	11,450,115	4,580,046	6,870,069	27%	3,091,531
	c. JF Auditor Madya	11	12,370,000	0.572219646	7,078,357	2,831,343	4,247,014	27%	1,911,156
	d. JF Auditor Muda	9	9,360,000	0.572219646	5,355,976	2,142,390	3,213,586	27%	1,446,113
	e. JF Auditor Pertama	8	7,523,000	0.572219646	4,304,808	1,721,923	2,582,885	27%	1,162,298
	f. JF Auditor Penyelia	8	7,523,000	0.572219646	4,304,808	1,721,923	2,582,885	27%	1,162,298
	g. JF Auditor Pelaksana Lanjutan	7	6,633,000	0.572219646	3,795,533	1,518,213	2,277,320	27%	1,024,794
	h. JF Auditor Pelaksana	6	5,764,000	0.572219646	3,298,274	1,319,310	1,978,964	27%	890,534
	i. JF Auditor Kepegawaian Pertama	8	7,523,000	0.572219646	4,304,808	1,721,923	2,582,885	27%	1,162,298
	j. JF Auditor Kepegawaian Muda	9	9,360,000	0.572219646	5,355,976	2,142,390	3,213,586	27%	1,446,113
	k. JF Auditor Kepegawaian Madya	11	12,370,000	0.572219646	7,078,357	2,831,343	4,247,014	27%	1,911,156
	l. JF Pengawas Penyelenggaraan Urusan Pemerintahan di Daerah Pertama	8	7,523,000	0.572219646	4,304,808	1,721,923	2,582,885	27%	1,162,298

NO.	NAMA JABATAN	KELAS JABATAN	RP. BPK	INDEKS TPP (ITTP)	BASIC TPP	BEBAN KERJA (40%)	PRESTASI KERJA (60%)	% KKD	JUMLAH TPP/BULAN/ PERORANGAN
1	2	3	4	5	6=4x5	7	8	14	15
	m JF Pengawas Penyelenggaraan Urusan Pemerintahan di Daerah Muda	9	9,360,000	0.572219646	5,355,976	2,142,390	3,213,586	27%	1,446,113
	n JF Pengawas Penyelenggaraan Urusan Pemerintahan di Daerah Madya	11	12,370,000	0.572219646	7,078,357	2,831,343	4,247,014	27%	1,911,156
	o Sekretaris	12	16,000,000	0.572219646	9,155,514	3,662,206	5,493,309	27%	2,471,989
	p Inspektur Pembantu	11	12,370,000	0.572219646	7,078,357	2,831,343	4,247,014	27%	1,911,156
	q Kepala Sub Bagian	9	9,360,000	0.572219646	5,355,976	2,142,390	3,213,586	27%	1,446,113
	r Pelaksana	7	6,633,000	0.572219646	3,795,533	1,518,213	2,277,320	27%	1,024,794
	s Pelaksana	6	5,764,000	0.572219646	3,298,274	1,319,310	1,978,964	27%	890,534
	t Pelaksana	5	4,807,000	0.572219646	2,750,660	1,100,264	1,650,396	27%	742,678
	u Pelaksana	3	2,354,000	0.572219646	1,347,005	538,802	808,203	27%	363,691
10	Dinas Pendidikan								
	a. Kepala Dinas	14	22,295,000	0.572219646	12,757,637	5,103,055	7,654,582	27%	3,444,562
	b. Sekretaris	12	16,000,000	0.572219646	9,155,514	3,662,206	5,493,309	27%	2,471,989
	c. JF Pengawas Sekolah Madya	11	12,370,000	0.572219646	7,078,357	2,831,343	4,247,014	27%	1,911,156
	d. JF Pengawas Sekolah Muda	9	9,360,000	0.572219646	5,355,976	2,142,390	3,213,586	27%	1,446,113
	f. JF Penilik Madya	11	12,370,000	0.572219646	7,078,357	2,831,343	4,247,014	27%	1,911,156
	g. JF Penilik Muda	9	9,360,000	0.572219646	5,355,976	2,142,390	3,213,586	27%	1,446,113
	h. JF Pamong Belajar Pertama	8	7,523,000	0.572219646	4,304,808	1,721,923	2,582,885	27%	1,162,298
	i. JF Pamong Belajar Madya	11	12,370,000	0.572219646	7,078,357	2,831,343	4,247,014	27%	1,911,156
	j. JF Pamong Belajar Muda	9	9,360,000	0.572219646	5,355,976	2,142,390	3,213,586	27%	1,446,113
	k. JF Guru Madya	11	12,370,000	0.572219646	7,078,357	2,831,343	4,247,014	27%	1,911,156
	l. JF Guru Muda	9	9,360,000	0.572219646	5,355,976	2,142,390	3,213,586	27%	1,446,113
	m. JF Guru Pertama	8	7,523,000	0.572219646	4,304,808	1,721,923	2,582,885	27%	1,162,298
	n. Kepala Bidang	11	12,370,000	0.572219646	7,078,357	2,831,343	4,247,014	27%	1,911,156
	o. Kepala Sub Bagian	9	9,360,000	0.572219646	5,355,976	2,142,390	3,213,586	27%	1,446,113
	p. Kepala Seksi	9	9,360,000	0.572219646	5,355,976	2,142,390	3,213,586	27%	1,446,113
	q. Pelaksana	7	6,633,000	0.572219646	3,795,533	1,518,213	2,277,320	27%	1,024,794
	r. Pelaksana	6	5,764,000	0.572219646	3,298,274	1,319,310	1,978,964	27%	890,534
	s. Pelaksana	5	4,807,000	0.572219646	2,750,660	1,100,264	1,650,396	27%	742,678
	t. Pelaksana	3	2,354,000	0.572219646	1,347,005	538,802	808,203	27%	363,691
	u. Pelaksana	1	1,540,000	0.572219646	881,218	352,487	528,731	27%	237,929

NO.	NAMA JABATAN	KELAS JABATAN	RP. BPK	INDEKS TPP (ITTP)	BASIC TPP	BEBAN KERJA (40%)	PRESTASI KERJA (60%)	% KKD	JUMLAH TPP/BULAN/ PERORANGAN
1	2	3	4	5	6=4x5	7	8	14	15
11	Dinas Kesehatan								
	a. Kepala Dinas	14	22,295,000	0.572219646	12,757,637	5,103,055	7,654,582	27%	3,444,562
	JF Dokter Pertama	9	9,360,000	0.572219646	5,355,976	2,142,390	3,213,586	27%	1,446,113
	JF Dokter Muda	10	10,760,000	0.572219646	6,157,083	2,462,833	3,694,250	27%	1,662,413
	JF Dokter Madya	12	16,000,000	0.572219646	9,155,514	3,662,206	5,493,309	27%	2,471,989
	JF Dokter Utama	14	22,295,000	0.572219646	12,757,637	5,103,055	7,654,582	27%	3,444,562
	JF Dokter Gigi Pertama	9	9,360,000	0.572219646	5,355,976	2,142,390	3,213,586	27%	1,446,113
	JF Dokter Gigi Muda	10	10,760,000	0.572219646	6,157,083	2,462,833	3,694,250	27%	1,662,413
	JF Dokter Gigi Madya	12	16,000,000	0.572219646	9,155,514	3,662,206	5,493,309	27%	2,471,989
	JF Dokter Gigi Utama	14	22,295,000	0.572219646	12,757,637	5,103,055	7,654,582	27%	3,444,562
	JFT Bidan/Administrator Kesehatan/Perawat/Perawat GigiApoteker/Asisten Apoteker/Ontomolog Kesehatan/Nutrisionis/Fisioterapis/Refraksionis Optisien/Penyuluh Kesehatan Masyarakat/Pranata Laboratorium/Sanitarian/Radiografer/Perekam Medis/Teknisi Elektro Medis/Epidemiologi Pelaksana Madya	11	12,370,000	0.572219646	7,078,357	2,831,343	4,247,014	27%	1,911,156
	JFT Bidan/Administrator Kesehatan/Perawat/Perawat GigiApoteker/Asisten Apoteker/Ontomolog Kesehatan/Nutrisionis/Fisioterapis/Refraksionis Optisien/Penyuluh Kesehatan Masyarakat/Pranata Laboratorium/Sanitarian/Radiografer/Perekam Medis/Teknisi Elektro Medis/Epidemiologi Pelaksana Muda	9	9,360,000	0.572219646	5,355,976	2,142,390	3,213,586	27%	1,446,113
	JFT Pertama/Bidan/Administrator Kesehatan/Perawat/Perawat GigiApoteker/Asisten Apoteker/Ontomolog Kesehatan/Nutrisionis/Fisioterapis/Refraksionis Optisien/Penyuluh Kesehatan Masyarakat/Pranata Laboratorium/Sanitarian/Radiografer/Perekam Medis/Teknisi Elektro Medis/Epidemiologi Pelaksana Pertama	8	7,523,000	0.572219646	4,304,808	1,721,923	2,582,885	27%	1,162,298

NO.	NAMA JABATAN	KELAS JABATAN	RP. BPK	INDEKS TPP (ITTP)	BASIC TPP	BEBAN KERJA (40%)	PRESTASI KERJA (60%)	% KKD	JUMLAH TPP/BULAN/ PERORANGAN
1	2	3	4	5	6=4x5	7	8	14	15
	JFT Bidan/Administratur Kesehatan/Perawat/Perawat GigiApoteker/Asisten Apoteker/Ontomolog Kesehatan/Nutrisionis/Fisioterapis/Refraksionis Optisien/Penyuluh Kesehatan Masyarakat/Pranata Laboratorium/Sanitarian/Radiografer/Perekam Medis/Teknisi Elektro Medis/Epidemiologi Pelaksana Penyalah	8	7,523,000	0.572219646	4,304,808	1,721,923	2,582,885	27%	1,162,298
	JFT Bidan/Administratur Kesehatan/Perawat/Perawat GigiApoteker/Asisten Apoteker/Ontomolog Kesehatan/Nutrisionis/Fisioterapis/Refraksionis Optisien/Penyuluh Kesehatan Masyarakat/Pranata Laboratorium/Sanitarian/Radiografer/Perekam Medis/Teknisi Elektro Medis/Epidemiologi Pelaksana Lanjutan	7	6,633,000	0.572219646	3,795,533	1,518,213	2,277,320	27%	1,024,794
	JFT Bidan/Administratur Kesehatan/Perawat/Perawat GigiApoteker/Asisten Apoteker/Ontomolog Kesehatan/Nutrisionis/Fisioterapis/Refraksionis Optisien/Penyuluh Kesehatan Masyarakat/Pranata Laboratorium/Sanitarian/Radiografer/Perekam Medis/Teknisi Elektro Medis/Epidemiologi Kesehatan Pelaksana	6	5,764,000	0.572219646	3,298,274	1,319,310	1,978,964	27%	890,534
	JFT Bidan/Administratur Kesehatan/Perawat/Perawat GigiApoteker/Asisten Apoteker/Ontomolog Kesehatan/Nutrisionis/Fisioterapis/Refraksionis Optisien/Penyuluh Kesehatan Masyarakat/Pranata Laboratorium/Sanitarian/Radiografer/Perekam Medis/Teknisi Elektro Medis/Epidemiologi Kesehatan Pelaksana Pemula	5	4,807,000	0.572219646	2,750,660	1,100,264	1,650,396	27%	742,678

NO.	NAMA JABATAN	KELAS JABATAN	RP. BPK	INDEKS TPP (ITTP)	BASIC TPP	BEBAN KERJA (40%)	PRESTASI KERJA (60%)	% KKD	JUMLAH TPP/BULAN/ PERORANGAN
1	2	3	4	5	6=4x5	7	8	14	15
	b. Sekretaris	12	16,000,000	0.572219646	9,155,514	3,662,206	5,493,309	27%	2,471,989
	c. Kepala Bidang	11	12,370,000	0.572219646	7,078,357	2,831,343	4,247,014	27%	1,911,156
	d. Kepala Sub Bagian	9	9,360,000	0.572219646	5,355,976	2,142,390	3,213,586	27%	1,446,113
	e. Kepala Seksi	9	9,360,000	0.572219646	5,355,976	2,142,390	3,213,586	27%	1,446,113
	f. Kepala UPT	9	9,360,000	0.572219646	5,355,976	2,142,390	3,213,586	27%	1,446,113
	g. Kepala Sub Bagian Tata Usaha UPT	8	7,523,000	0.572219646	4,304,808	1,721,923	2,582,885	27%	1,162,298
	h. Pelaksana	7	6,633,000	0.572219646	3,795,533	1,518,213	2,277,320	27%	1,024,794
	i. Pelaksana	6	5,764,000	0.572219646	3,298,274	1,319,310	1,978,964	27%	890,534
	j. Pelaksana	5	4,807,000	0.572219646	2,750,660	1,100,264	1,650,396	27%	742,678
	k. Pelaksana	3	2,354,000	0.572219646	1,347,005	538,802	808,203	27%	363,691
	l. Pelaksana	1	1,540,000	0.572219646	881,218	352,487	528,731	27%	237,929
12	Dinas Pekerjaan Umum dan Penataan Ruang								
	a. Kepala Dinas	14	22,295,000	0.572219646	12,757,637	5,103,055	7,654,582	27%	3,444,562
	JF Teknisi Jalan dan Jembatan Pelaksana	6	5,764,000	0.572219646	3,298,274	1,319,310	1,978,964	27%	890,534
	JF Teknisi Jalan dan Jembatan Pelaksana Lanjutan	7	6,633,000	0.572219646	3,795,533	1,518,213	2,277,320	27%	1,024,794
	JF Teknisi Jalan dan Jembatan Penyelia	8	7,523,000	0.572219646	4,304,808	1,721,923	2,582,885	27%	1,162,298
	JF Teknisi Jalan dan Jembatan Pertama	8	7,523,000	0.572219646	4,304,808	1,721,923	2,582,885	27%	1,162,298
	JF Teknisi Jalan dan Jembatan Muda	9	9,360,000	0.572219646	5,355,976	2,142,390	3,213,586	27%	1,446,113
	JF Teknisi Jalan dan Jembatan Madya	11	12,370,000	0.572219646	7,078,357	2,831,343	4,247,014	27%	1,911,156
	JF Teknisi Jalan dan Jembatan Utama	13	20,010,000	0.572219646	11,450,115	4,580,046	6,870,069	27%	3,091,531
	JF Teknisi Pengairan Pelaksana	6	5,764,000	0.572219646	3,298,274	1,319,310	1,978,964	27%	890,534
	JFTeknisi Pengairan Pelaksana Lanjutan	7	6,633,000	0.572219646	3,795,533	1,518,213	2,277,320	27%	1,024,794
	JF Teknisi Pengairan Penyelia	8	7,523,000	0.572219646	4,304,808	1,721,923	2,582,885	27%	1,162,298
	JF Teknisi Pengairan Pertama	8	7,523,000	0.572219646	4,304,808	1,721,923	2,582,885	27%	1,162,298
	JF Teknisi Pengairan Muda	9	9,360,000	0.572219646	5,355,976	2,142,390	3,213,586	27%	1,446,113
	JF Teknisi Pengairan Madya	11	12,370,000	0.572219646	7,078,357	2,831,343	4,247,014	27%	1,911,156
	JF Teknisi Pengairan Utama	13	20,010,000	0.572219646	11,450,115	4,580,046	6,870,069	27%	3,091,531
	JF Teknisi Penyehatan Lingkungan Pelaksana	6	5,764,000	0.572219646	3,298,274	1,319,310	1,978,964	27%	890,534
	JF Teknisi Penyehatan Lingkungan Pelaksana Lanjutan	7	6,633,000	0.572219646	3,795,533	1,518,213	2,277,320	27%	1,024,794
	JF Teknisi Penyehatan Lingkungan Penyelia	8	7,523,000	0.572219646	4,304,808	1,721,923	2,582,885	27%	1,162,298
	JF Teknisi Penyehatan Lingkungan Pertama	8	7,523,000	0.572219646	4,304,808	1,721,923	2,582,885	27%	1,162,298
	JF Teknisi Penyehatan Lingkungan Muda	9	9,360,000	0.572219646	5,355,976	2,142,390	3,213,586	27%	1,446,113
	JF Teknisi Penyehatan Lingkungan Madya	11	12,370,000	0.572219646	7,078,357	2,831,343	4,247,014	27%	1,911,156
	JF Teknisi Penyehatan Lingkungan Utama	13	20,010,000	0.572219646	11,450,115	4,580,046	6,870,069	27%	3,091,531

NO.	NAMA JABATAN	KELAS JABATAN	RP. BPK	INDEKS TPP (ITTP)	BASIC TPP	BEBAN KERJA (40%)	PRESTASI KERJA (60%)	% KKD	JUMLAH TPP/BULAN/ PERORANGAN
1	2	3	4	5	6=4x5	7	8	14	15
	JF Penata Ruang Pertama	8	7,523,000	0.572219646	4,304,808	1,721,923	2,582,885	27%	1,162,298
	JF Penata Ruang Muda	9	9,360,000	0.572219646	5,355,976	2,142,390	3,213,586	27%	1,446,113
	JF Penata Ruang Madya	11	12,370,000	0.572219646	7,078,357	2,831,343	4,247,014	27%	1,911,156
	JF Teknik Tata Bangunan & Perumahan Pelaksana	6	5,764,000	0.572219646	3,298,274	1,319,310	1,978,964	27%	890,534
	JF Teknik Tata Bangunan & Perumahan Pelaksana Lanjutan	7	6,633,000	0.572219646	3,795,533	1,518,213	2,277,320	27%	1,024,794
	JF Teknik Tata Bangunan & Perumahan Penyelia	8	7,523,000	0.572219646	4,304,808	1,721,923	2,582,885	27%	1,162,298
	JF Teknik Tata Bangunan & Perumahan Pertama	8	7,523,000	0.572219646	4,304,808	1,721,923	2,582,885	27%	1,162,298
	JF Teknik Tata Bangunan & Perumahan Muda	9	9,360,000	0.572219646	5,355,976	2,142,390	3,213,586	27%	1,446,113
	JF Teknik Tata Bangunan & Perumahan Madya	11	12,370,000	0.572219646	7,078,357	2,831,343	4,247,014	27%	1,911,156
	JF Teknik Tata Bangunan & Perumahan Utama	13	20,010,000	0.572219646	11,450,115	4,580,046	6,870,069	27%	3,091,531
	b. Sekretaris	12	16,000,000	0.572219646	9,155,514	3,662,206	5,493,309	27%	2,471,989
	c. Kepala Bidang	11	12,370,000	0.572219646	7,078,357	2,831,343	4,247,014	27%	1,911,156
	d. Kepala Sub Bagian	9	9,360,000	0.572219646	5,355,976	2,142,390	3,213,586	27%	1,446,113
	e. Kepala Seksi	9	9,360,000	0.572219646	5,355,976	2,142,390	3,213,586	27%	1,446,113
	f. Kepala UPT	9	9,360,000	0.572219646	5,355,976	2,142,390	3,213,586	27%	1,446,113
	g. Kepala Sub Bagian Tata Usaha UPT	8	7,523,000	0.572219646	4,304,808	1,721,923	2,582,885	27%	1,162,298
	h. Pelaksana	7	6,633,000	0.572219646	3,795,533	1,518,213	2,277,320	27%	1,024,794
	i. Pelaksana	6	5,764,000	0.572219646	3,298,274	1,319,310	1,978,964	27%	890,534
	j. Pelaksana	5	4,807,000	0.572219646	2,750,660	1,100,264	1,650,396	27%	742,678
	j. Pelaksana	3	2,354,000	0.572219646	1,347,005	538,802	808,203	27%	363,691
	k. Pelaksana	1	1,540,000	0.572219646	881,218	352,487	528,731	27%	237,929
13	Dinas Perumahan, Kawasan dan Penataan Ruang								
	a. Kepala Dinas	14	22,295,000	0.572219646	12,757,637	5,103,055	7,654,582	27%	3,444,562
	b. Sekretaris	12	16,000,000	0.572219646	9,155,514	3,662,206	5,493,309	27%	2,471,989
	c. Kepala Bidang	11	12,370,000	0.572219646	7,078,357	2,831,343	4,247,014	27%	1,911,156
	d. Kepala Sub Bagian	9	9,360,000	0.572219646	5,355,976	2,142,390	3,213,586	27%	1,446,113
	e. Kepala Seksi	9	9,360,000	0.572219646	5,355,976	2,142,390	3,213,586	27%	1,446,113
	h. Pelaksana	7	6,633,000	0.572219646	3,795,533	1,518,213	2,277,320	27%	1,024,794
	i. Pelaksana	6	5,764,000	0.572219646	3,298,274	1,319,310	1,978,964	27%	890,534
	j. Pelaksana	5	4,807,000	0.572219646	2,750,660	1,100,264	1,650,396	27%	742,678
	k. Pelaksana	3	2,354,000	0.572219646	1,347,005	538,802	808,203	27%	363,691
	l. Pelaksana	1	1,540,000	0.572219646	881,218	352,487	528,731	27%	237,929

NO.	NAMA JABATAN	KELAS JABATAN	RP. BPK	INDEKS TPP (ITTP)	BASIC TPP	BEBAN KERJA (40%)	PRESTASI KERJA (60%)	% KKD	JUMLAH TPP/BULAN/ PERORANGAN
1	2	3	4	5	6=4x5	7	8	14	15
14	Dinas Sosial								
	a. Kepala Dinas	14	22,295,000	0.572219646	12,757,637	5,103,055	7,654,582	27%	3,444,562
	b. Sekretaris	12	16,000,000	0.572219646	9,155,514	3,662,206	5,493,309	27%	2,471,989
	c. Kepala Bidang	11	12,370,000	0.572219646	7,078,357	2,831,343	4,247,014	27%	1,911,156
	JF Pekerja Sosial Pelaksana Pemula	5	4,807,000	0.572219646	2,750,660	1,100,264	1,650,396	27%	742,678
	JF Pekerja Sosial Pelaksana	6	5,764,000	0.572219646	3,298,274	1,319,310	1,978,964	27%	890,534
	JF Pekerja Sosial Pelaksana Lanjutan	7	6,633,000	0.572219646	3,795,533	1,518,213	2,277,320	27%	1,024,794
	JF Pekerja Sosial Penyelia	8	7,523,000	0.572219646	4,304,808	1,721,923	2,582,885	27%	1,162,298
	JF Pekerja Sosial Pertama	8	7,523,000	0.572219646	4,304,808	1,721,923	2,582,885	27%	1,162,298
	JF Pekerja Sosial Muda	9	9,360,000	0.572219646	5,355,976	2,142,390	3,213,586	27%	1,446,113
	JF Pekerja Sosial Madya	11	12,370,000	0.572219646	7,078,357	2,831,343	4,247,014	27%	1,911,156
	JF Penyuluh Sosial Pertama	8	7,523,000	0.572219646	4,304,808	1,721,923	2,582,885	27%	1,162,298
	JF Penyuluh Sosial Muda	9	9,360,000	0.572219646	5,355,976	2,142,390	3,213,586	27%	1,446,113
	JF Penyuluh Sosial Madya	11	12,370,000	0.572219646	7,078,357	2,831,343	4,247,014	27%	1,911,156
	d. Kepala Sub Bagian	9	9,360,000	0.572219646	5,355,976	2,142,390	3,213,586	27%	1,446,113
	e. Kepala Seksi	9	9,360,000	0.572219646	5,355,976	2,142,390	3,213,586	27%	1,446,113
	f. Pelaksana	7	6,633,000	0.572219646	3,795,533	1,518,213	2,277,320	27%	1,024,794
	g. Pelaksana	6	5,764,000	0.572219646	3,298,274	1,319,310	1,978,964	27%	890,534
	h. Pelaksana	5	4,807,000	0.572219646	2,750,660	1,100,264	1,650,396	27%	742,678
	i. Pelaksana	3	2,354,000	0.572219646	1,347,005	538,802	808,203	27%	363,691
	j. Pelaksana	1	1,540,000	0.572219646	881,218	352,487	528,731	27%	237,929
15	Satuan Polisi Pamong Praja								
	a. Kepala Dinas	14	22,295,000	0.572219646	12,757,637	5,103,055	7,654,582	27%	3,444,562
	b. Sekretaris	12	16,000,000	0.572219646	9,155,514	3,662,206	5,493,309	27%	2,471,989
	c. Kepala Bidang	11	12,370,000	0.572219646	7,078,357	2,831,343	4,247,014	27%	1,911,156
	e. Kepala Sub Bagian	9	9,360,000	0.572219646	5,355,976	2,142,390	3,213,586	27%	1,446,113
	f. Kepala Seksi	9	9,360,000	0.572219646	5,355,976	2,142,390	3,213,586	27%	1,446,113
	g. Pelaksana	7	6,633,000	0.572219646	3,795,533	1,518,213	2,277,320	27%	1,024,794
	h. Pelaksana	6	5,764,000	0.572219646	3,298,274	1,319,310	1,978,964	27%	890,534
	i. Pelaksana	5	4,807,000	0.572219646	2,750,660	1,100,264	1,650,396	27%	742,678
	k. Pelaksana	3	2,354,000	0.572219646	1,347,005	538,802	808,203	27%	363,691
	l. Pelaksana	1	1,540,000	0.572219646	881,218	352,487	528,731	27%	237,929

NO.	NAMA JABATAN	KELAS JABATAN	RP. BPK	INDEKS TPP (ITTP)	BASIC TPP	BEBAN KERJA (40%)	PRESTASI KERJA (60%)	% KKD	JUMLAH TPP/BULAN/ PERORANGAN
1	2	3	4	5	6=4x5	7	8	14	15
16	Dinas Pemadam Kebakaran								
	a. Kepala Dinas	14	22,295,000	0.572219646	12,757,637	5,103,055	7,654,582	27%	3,444,562
	b. Sekretaris	12	16,000,000	0.572219646	9,155,514	3,662,206	5,493,309	27%	2,471,989
	c. Kepala Bidang	11	12,370,000	0.572219646	7,078,357	2,831,343	4,247,014	27%	1,911,156
	e. Kepala Sub Bagian	9	9,360,000	0.572219646	5,355,976	2,142,390	3,213,586	27%	1,446,113
	f. Kepala Seksi	9	9,360,000	0.572219646	5,355,976	2,142,390	3,213,586	27%	1,446,113
	g. Pelaksana	7	6,633,000	0.572219646	3,795,533	1,518,213	2,277,320	27%	1,024,794
	h. Pelaksana	6	5,764,000	0.572219646	3,298,274	1,319,310	1,978,964	27%	890,534
	j. Pelaksana	5	4,807,000	0.572219646	2,750,660	1,100,264	1,650,396	27%	742,678
	j. Pelaksana	3	2,354,000	0.572219646	1,347,005	538,802	808,203	27%	363,691
	k. Pelaksana	1	1,540,000	0.572219646	881,218	352,487	528,731	27%	237,929
17	Dinas Tenaga Kerja dan Tranmigrasi								
	a. Kepala Dinas	14	22,295,000	0.572219646	12,757,637	5,103,055	7,654,582	27%	3,444,562
	b. Sekretaris	12	16,000,000	0.572219646	9,155,514	3,662,206	5,493,309	27%	2,471,989
	c. Kepala Bidang	11	12,370,000	0.572219646	7,078,357	2,831,343	4,247,014	27%	1,911,156
	JF Pengantar Kerja Pelaksana	6	5,764,000	0.572219646	3,298,274	1,319,310	1,978,964	27%	890,534
	JF Pengantar Kerja Lanjutan	7	6,633,000	0.572219646	3,795,533	1,518,213	2,277,320	27%	1,024,794
	JF Pengantar Kerja Penyelia	8	7,523,000	0.572219646	4,304,808	1,721,923	2,582,885	27%	1,162,298
	JF Pengantar Kerja Pertama	8	7,523,000	0.572219646	4,304,808	1,721,923	2,582,885	27%	1,162,298
	JF Pengantar Kerja Muda	9	9,360,000	0.572219646	5,355,976	2,142,390	3,213,586	27%	1,446,113
	JF Pengantar Kerja Madya	11	12,370,000	0.572219646	7,078,357	2,831,343	4,247,014	27%	1,911,156
	JF Mediator Hubungan Industrial Pertama	8	7,523,000	0.572219646	4,304,808	1,721,923	2,582,885	27%	1,162,298
	JF Mediator Hubungan Industrial Muda	9	9,360,000	0.572219646	5,355,976	2,142,390	3,213,586	27%	1,446,113
	JF Mediator Hubungan Industrial Madya	11	12,370,000	0.572219646	7,078,357	2,831,343	4,247,014	27%	1,911,156
	JF Instruktur Pelaksana	6	5,764,000	0.572219646	3,298,274	1,319,310	1,978,964	27%	890,534
	JF Instruktur Pelaksana Lanjutan	7	6,633,000	0.572219646	3,795,533	1,518,213	2,277,320	27%	1,024,794
	JF Instruktur Penyelia	8	7,523,000	0.572219646	4,304,808	1,721,923	2,582,885	27%	1,162,298
	JF Instruktur Pertama	8	7,523,000	0.572219646	4,304,808	1,721,923	2,582,885	27%	1,162,298
	JF Instruktur Muda	9	9,360,000	0.572219646	5,355,976	2,142,390	3,213,586	27%	1,446,113
	JF Instruktur Madya	11	12,370,000	0.572219646	7,078,357	2,831,343	4,247,014	27%	1,911,156
	e. Kepala Sub Bagian	9	9,360,000	0.572219646	5,355,976	2,142,390	3,213,586	27%	1,446,113
	f. Kepala Seksi	9	9,360,000	0.572219646	5,355,976	2,142,390	3,213,586	27%	1,446,113
	g. Pelaksana	7	6,633,000	0.572219646	3,795,533	1,518,213	2,277,320	27%	1,024,794
	h. Pelaksana	6	5,764,000	0.572219646	3,298,274	1,319,310	1,978,964	27%	890,534
	i. Pelaksana	5	4,807,000	0.572219646	2,750,660	1,100,264	1,650,396	27%	742,678
	j. Pelaksana	3	2,354,000	0.572219646	1,347,005	538,802	808,203	27%	363,691
	k. Pelaksana	1	1,540,000	0.572219646	881,218	352,487	528,731	27%	237,929

NO.	NAMA JABATAN	KELAS JABATAN	RP. BPK	INDEKS TPP (ITTP)	BASIC TPP	BEBAN KERJA (40%)	PRESTASI KERJA (60%)	% KKD	JUMLAH TPP/BULAN/ PERORANGAN
1	2	3	4	5	6=4x5	7	8	14	15
18	Dinas Pemberdayaan Perempuan dan Perlindungan Anak								
	a. Kepala Dinas	14	22,295,000	0.572219646	12,757,637	5,103,055	7,654,582	27%	3,444,562
	b. Sekretaris	12	16,000,000	0.572219646	9,155,514	3,662,206	5,493,309	27%	2,471,989
	c. Kepala Bidang	11	12,370,000	0.572219646	7,078,357	2,831,343	4,247,014	27%	1,911,156
	d. Kepala Sub Bagian	9	9,360,000	0.572219646	5,355,976	2,142,390	3,213,586	27%	1,446,113
	e. Kepala Seksi	9	9,360,000	0.572219646	5,355,976	2,142,390	3,213,586	27%	1,446,113
	f. Pelaksana	7	6,633,000	0.572219646	3,795,533	1,518,213	2,277,320	27%	1,024,794
	g. Pelaksana	6	5,764,000	0.572219646	3,298,274	1,319,310	1,978,964	27%	890,534
	h. Pelaksana	5	4,807,000	0.572219646	2,750,660	1,100,264	1,650,396	27%	742,678
	i. Pelaksana	3	2,354,000	0.572219646	1,347,005	538,802	808,203	27%	363,691
	j. Pelaksana	1	1,540,000	0.572219646	881,218	352,487	528,731	27%	237,929
19	Dinas Ketahanan Pangan								
	a. Kepala Dinas	14	22,295,000	0.572219646	12,757,637	5,103,055	7,654,582	27%	3,444,562
	b. Sekretaris	12	16,000,000	0.572219646	9,155,514	3,662,206	5,493,309	27%	2,471,989
	c. Kepala Bidang	11	12,370,000	0.572219646	7,078,357	2,831,343	4,247,014	27%	1,911,156
	d. Kepala Sub Bagian	9	9,360,000	0.572219646	5,355,976	2,142,390	3,213,586	27%	1,446,113
	e. Kepala Seksi	9	9,360,000	0.572219646	5,355,976	2,142,390	3,213,586	27%	1,446,113
	f. Pelaksana	7	6,633,000	0.572219646	3,795,533	1,518,213	2,277,320	27%	1,024,794
	g. Pelaksana	6	5,764,000	0.572219646	3,298,274	1,319,310	1,978,964	27%	890,534
	h. Pelaksana	5	4,807,000	0.572219646	2,750,660	1,100,264	1,650,396	27%	742,678
	i. Pelaksana	3	2,354,000	0.572219646	1,347,005	538,802	808,203	27%	363,691
	j. Pelaksana	1	1,540,000	0.572219646	881,218	352,487	528,731	27%	237,929
20	Dinas Lingkungan Hidup								
	a. Kepala Dinas	14	22,295,000	0.572219646	12,757,637	5,103,055	7,654,582	27%	3,444,562
	b. Sekretaris	12	16,000,000	0.572219646	9,155,514	3,662,206	5,493,309	27%	2,471,989
	c. Kepala Bidang	11	12,370,000	0.572219646	7,078,357	2,831,343	4,247,014	27%	1,911,156
	d. Kepala Sub Bagian	9	9,360,000	0.572219646	5,355,976	2,142,390	3,213,586	27%	1,446,113
	e. Kepala Seksi	9	9,360,000	0.572219646	5,355,976	2,142,390	3,213,586	27%	1,446,113
	f. Pelaksana	7	6,633,000	0.572219646	3,795,533	1,518,213	2,277,320	27%	1,024,794
	g. Pelaksana	6	5,764,000	0.572219646	3,298,274	1,319,310	1,978,964	27%	890,534
	h. Pelaksana	5	4,807,000	0.572219646	2,750,660	1,100,264	1,650,396	27%	742,678
	i. Pelaksana	3	2,354,000	0.572219646	1,347,005	538,802	808,203	27%	363,691
	j. Pelaksana	1	1,540,000	0.572219646	881,218	352,487	528,731	27%	237,929

NO.	NAMA JABATAN	KELAS JABATAN	RP. BPK	INDEKS TPP (ITTP)	BASIC TPP	BEBAN KERJA (40%)	PRESTASI KERJA (60%)	% KKD	JUMLAH TPP/BULAN/ PERORANGAN
1	2	3	4	5	6=4x5	7	8	14	15
21	Dinas Kependudukan dan Pencatatan Sipil								
	a. Kepala Dinas	14	22,295,000	0.572219646	12,757,637	5,103,055	7,654,582	27%	3,444,562
	b. Sekretaris	12	16,000,000	0.572219646	9,155,514	3,662,206	5,493,309	27%	2,471,989
	c. Kepala Bidang	11	12,370,000	0.572219646	7,078,357	2,831,343	4,247,014	27%	1,911,156
	d. Kepala Sub Bagian	9	9,360,000	0.572219646	5,355,976	2,142,390	3,213,586	27%	1,446,113
	e. Kepala Seksi	9	9,360,000	0.572219646	5,355,976	2,142,390	3,213,586	27%	1,446,113
	f. Pelaksana	7	6,633,000	0.572219646	3,795,533	1,518,213	2,277,320	27%	1,024,794
	g. Pelaksana	6	5,764,000	0.572219646	3,298,274	1,319,310	1,978,964	27%	890,534
	h. Pelaksana	5	4,807,000	0.572219646	2,750,660	1,100,264	1,650,396	27%	742,678
	i. Pelaksana	3	2,354,000	0.572219646	1,347,005	538,802	808,203	27%	363,691
	j. Pelaksana	1	1,540,000	0.572219646	881,218	352,487	528,731	27%	237,929
22	Dinas Pemberdayaan Masyarakat dan Desa								
	a. Kepala Dinas	14	22,295,000	0.572219646	12,757,637	5,103,055	7,654,582	27%	3,444,562
	b. Sekretaris	12	16,000,000	0.572219646	9,155,514	3,662,206	5,493,309	27%	2,471,989
	c. Kepala Bidang	11	12,370,000	0.572219646	7,078,357	2,831,343	4,247,014	27%	1,911,156
	d. Kepala Sub Bagian	9	9,360,000	0.572219646	5,355,976	2,142,390	3,213,586	27%	1,446,113
	e. Kepala Seksi	9	9,360,000	0.572219646	5,355,976	2,142,390	3,213,586	27%	1,446,113
	f. Pelaksana	7	6,633,000	0.572219646	3,795,533	1,518,213	2,277,320	27%	1,024,794
	g. Pelaksana	6	5,764,000	0.572219646	3,298,274	1,319,310	1,978,964	27%	890,534
	h. Pelaksana	5	4,807,000	0.572219646	2,750,660	1,100,264	1,650,396	27%	742,678
	i. Pelaksana	3	2,354,000	0.572219646	1,347,005	538,802	808,203	27%	363,691
	j. Pelaksana	1	1,540,000	0.572219646	881,218	352,487	528,731	27%	237,929
23	Dinas Pengendalian Penduduk dan Keluarga Berencana								
	a. Kepala Dinas	14	22,295,000	0.572219646	12,757,637	5,103,055	7,654,582	27%	3,444,562
	b. Sekretaris	12	16,000,000	0.572219646	9,155,514	3,662,206	5,493,309	27%	2,471,989
	c. Kepala Bidang	11	12,370,000	0.572219646	7,078,357	2,831,343	4,247,014	27%	1,911,156
	d. Kepala Sub Bagian	9	9,360,000	0.572219646	5,355,976	2,142,390	3,213,586	27%	1,446,113
	e. Kepala Seksi	9	9,360,000	0.572219646	5,355,976	2,142,390	3,213,586	27%	1,446,113
	f. Kepala UPT	9	9,360,000	0.572219646	5,355,976	2,142,390	3,213,586	27%	1,446,113
	g. Kepala Sub Bagian Tata Usaha UPT	8	7,523,000	0.572219646	4,304,808	1,721,923	2,582,885	27%	1,162,298
	h. Pelaksana	7	6,633,000	0.572219646	3,795,533	1,518,213	2,277,320	27%	1,024,794
	i. Pelaksana	6	5,764,000	0.572219646	3,298,274	1,319,310	1,978,964	27%	890,534
	j. Pelaksana	5	4,807,000	0.572219646	2,750,660	1,100,264	1,650,396	27%	742,678
	k. Pelaksana	3	2,354,000	0.572219646	1,347,005	538,802	808,203	27%	363,691
	l. Pelaksana	1	1,540,000	0.572219646	881,218	352,487	528,731	27%	237,929

NO.	NAMA JABATAN	KELAS JABATAN	RP. BPK	INDEKS TPP (ITTP)	BASIC TPP	BEBAN KERJA (40%)	PRESTASI KERJA (60%)	% KKD	JUMLAH TPP/BULAN/ PERORANGAN
1	2	3	4	5	6=4x5	7	8	14	15
24	Dinas Perhubungan								
	a. Kepala Dinas	14	22,295,000	0.572219646	12,757,637	5,103,055	7,654,582	27%	3,444,562
	b. Sekretaris	12	16,000,000	0.572219646	9,155,514	3,662,206	5,493,309	27%	2,471,989
	c. Kepala Bidang	11	12,370,000	0.572219646	7,078,357	2,831,343	4,247,014	27%	1,911,156
	d. Kepala Sub Bagian	9	9,360,000	0.572219646	5,355,976	2,142,390	3,213,586	27%	1,446,113
	e. Kepala Seksi	9	9,360,000	0.572219646	5,355,976	2,142,390	3,213,586	27%	1,446,113
	f. Pelaksana	7	6,633,000	0.572219646	3,795,533	1,518,213	2,277,320	27%	1,024,794
	g. Pelaksana	6	5,764,000	0.572219646	3,298,274	1,319,310	1,978,964	27%	890,534
	h. Pelaksana	5	4,807,000	0.572219646	2,750,660	1,100,264	1,650,396	27%	742,678
	i. Pelaksana	3	2,354,000	0.572219646	1,347,005	538,802	808,203	27%	363,691
	j. Pelaksana	1	1,540,000	0.572219646	881,218	352,487	528,731	27%	237,929
25	Dinas Komunikasi, Informatika, Statistik dan Persandian								
	a. Kepala Dinas	14	22,295,000	0.572219646	12,757,637	5,103,055	7,654,582	27%	3,444,562
	b. Sekretaris	12	16,000,000	0.572219646	9,155,514	3,662,206	5,493,309	27%	2,471,989
	c. Kepala Bidang	11	12,370,000	0.572219646	7,078,357	2,831,343	4,247,014	27%	1,911,156
	JF Pranata Hubungan Masyarakat Pelaksana	6	5,764,000	0.572219646	3,298,274	1,319,310	1,978,964	27%	890,534
	JF Pranata Hubungan Masyarakat Pelaksana Lanjutan	7	6,633,000	0.572219646	3,795,533	1,518,213	2,277,320	27%	1,024,794
	JF Pranata Hubungan Masyarakat Penyelia	8	7,523,000	0.572219646	4,304,808	1,721,923	2,582,885	27%	1,162,298
	JF Pranata Hubungan Masyarakat Pertama	8	7,523,000	0.572219646	4,304,808	1,721,923	2,582,885	27%	1,162,298
	JF Pranata Hubungan Masyarakat Muda	9	9,360,000	0.572219646	5,355,976	2,142,390	3,213,586	27%	1,446,113
	JF Pranata Hubungan Masyarakat Madya	11	12,370,000	0.572219646	7,078,357	2,831,343	4,247,014	27%	1,911,156
	JF Pranata Komputer Pelaksana Pemula	5	4,807,000	0.572219646	2,750,660	1,100,264	1,650,396	27%	742,678
	JF Pranata Komputer Pelaksana	6	5,764,000	0.572219646	3,298,274	1,319,310	1,978,964	27%	890,534
	JF Pranata Komputer Pelaksana Lanjutan	7	6,633,000	0.572219646	3,795,533	1,518,213	2,277,320	27%	1,024,794
	JF Pranata Komputer Penyelia	8	7,523,000	0.572219646	4,304,808	1,721,923	2,582,885	27%	1,162,298
	JF Pranata Komputer Pertama	8	7,523,000	0.572219646	4,304,808	1,721,923	2,582,885	27%	1,162,298
	JF Pranata Komputer Muda	9	9,360,000	0.572219646	5,355,976	2,142,390	3,213,586	27%	1,446,113
	JF Pranata Komputer Madya	11	12,370,000	0.572219646	7,078,357	2,831,343	4,247,014	27%	1,911,156
	JF Pranata Komputer Utama	13	20,010,000	0.572219646	11,450,115	4,580,046	6,870,069	27%	3,091,531
	d. Kepala Sub Bagian	9	9,360,000	0.572219646	5,355,976	2,142,390	3,213,586	27%	1,446,113
	e. Kepala Seksi	9	9,360,000	0.572219646	5,355,976	2,142,390	3,213,586	27%	1,446,113
	f. Pelaksana	7	6,633,000	0.572219646	3,795,533	1,518,213	2,277,320	27%	1,024,794
	g. Pelaksana	6	5,764,000	0.572219646	3,298,274	1,319,310	1,978,964	27%	890,534
	h. Pelaksana	5	4,807,000	0.572219646	2,750,660	1,100,264	1,650,396	27%	742,678
	i. Pelaksana	3	2,354,000	0.572219646	1,347,005	538,802	808,203	27%	363,691
	j. Pelaksana	1	1,540,000	0.572219646	881,218	352,487	528,731	27%	237,929

NO.	NAMA JABATAN	KELAS JABATAN	RP. BPK	INDEKS TPP (ITTP)	BASIC TPP	BEBAN KERJA (40%)	PRESTASI KERJA (60%)	% KKD	JUMLAH TPP/BULAN/ PERORANGAN
1	2	3	4	5	6=4x5	7	8	14	15
26	Dinas Koperasi, Usaha Kecil dan Menengah								
	a. Kepala Dinas	14	22,295,000	0.572219646	12,757,637	5,103,055	7,654,582	27%	3,444,562
	b. Sekretaris	12	16,000,000	0.572219646	9,155,514	3,662,206	5,493,309	27%	2,471,989
	c. Kepala Bidang	11	12,370,000	0.572219646	7,078,357	2,831,343	4,247,014	27%	1,911,156
	d. Kepala Sub Bagian	9	9,360,000	0.572219646	5,355,976	2,142,390	3,213,586	27%	1,446,113
	e. Kepala Seksi	9	9,360,000	0.572219646	5,355,976	2,142,390	3,213,586	27%	1,446,113
	f. Pelaksana	7	6,633,000	0.572219646	3,795,533	1,518,213	2,277,320	27%	1,024,794
	g. Pelaksana	6	5,764,000	0.572219646	3,298,274	1,319,310	1,978,964	27%	890,534
	h. Pelaksana	5	4,807,000	0.572219646	2,750,660	1,100,264	1,650,396	27%	742,678
	i. Pelaksana	3	2,354,000	0.572219646	1,347,005	538,802	808,203	27%	363,691
	j. Pelaksana	1	1,540,000	0.572219646	881,218	352,487	528,731	27%	237,929
27	Dinas Penanaman Modal dan Pelayanan Terpadu Satu Pintu								
	a. Kepala Dinas	14	22,295,000	0.572219646	12,757,637	5,103,055	7,654,582	27%	3,444,562
	b. Sekretaris	12	16,000,000	0.572219646	9,155,514	3,662,206	5,493,309	27%	2,471,989
	c. Kepala Bidang	11	12,370,000	0.572219646	7,078,357	2,831,343	4,247,014	27%	1,911,156
	d. Kepala Sub Bagian	9	9,360,000	0.572219646	5,355,976	2,142,390	3,213,586	27%	1,446,113
	e. Kepala Seksi	9	9,360,000	0.572219646	5,355,976	2,142,390	3,213,586	27%	1,446,113
	f. Pelaksana	7	6,633,000	0.572219646	3,795,533	1,518,213	2,277,320	27%	1,024,794
	g. Pelaksana	6	5,764,000	0.572219646	3,298,274	1,319,310	1,978,964	27%	890,534
	h. Pelaksana	5	4,807,000	0.572219646	2,750,660	1,100,264	1,650,396	27%	742,678
	i. Pelaksana	3	2,354,000	0.572219646	1,347,005	538,802	808,203	27%	363,691
	j. Pelaksana	1	1,540,000	0.572219646	881,218	352,487	528,731	27%	237,929
28	Dinas Pemuda dan Olahraga								
	a. Kepala Dinas	14	22,295,000	0.572219646	12,757,637	5,103,055	7,654,582	27%	3,444,562
	b. Sekretaris	12	16,000,000	0.572219646	9,155,514	3,662,206	5,493,309	27%	2,471,989
	c. Kepala Bidang	11	12,370,000	0.572219646	7,078,357	2,831,343	4,247,014	27%	1,911,156
	d. Kepala Sub Bagian	9	9,360,000	0.572219646	5,355,976	2,142,390	3,213,586	27%	1,446,113
	e. Kepala Seksi	9	9,360,000	0.572219646	5,355,976	2,142,390	3,213,586	27%	1,446,113
	f. Kepala UPT	9	9,360,000	0.572219646	5,355,976	2,142,390	3,213,586	27%	1,446,113
	g. Kepala Sub Bagian Tata Usaha UPT	8	7,523,000	0.572219646	4,304,808	1,721,923	2,582,885	27%	1,162,298
	h. Pelaksana	7	6,633,000	0.572219646	3,795,533	1,518,213	2,277,320	27%	1,024,794
	i. Pelaksana	6	5,764,000	0.572219646	3,298,274	1,319,310	1,978,964	27%	890,534
	j. Pelaksana	5	4,807,000	0.572219646	2,750,660	1,100,264	1,650,396	27%	742,678
	i. Pelaksana	3	2,354,000	0.572219646	1,347,005	538,802	808,203	27%	363,691
	j. Pelaksana	1	1,540,000	0.572219646	881,218	352,487	528,731	27%	237,929

NO.	NAMA JABATAN	KELAS JABATAN	RP. BPK	INDEKS TPP (ITTP)	BASIC TPP	BEBAN KERJA (40%)	PRESTASI KERJA (60%)	% KKD	JUMLAH TPP/BULAN/ PERORANGAN
1	2	3	4	5	6=4x5	7	8	14	15
29	Dinas Perpustakaan dan Kearsipan								
	a. Kepala Dinas	14	22,295,000	0.572219646	12,757,637	5,103,055	7,654,582	27%	3,444,562
	JF Pustakawan Pelaksana	6	5,764,000	0.572219646	3,298,274	1,319,310	1,978,964	27%	890,534
	JF Pustakawan Pelaksana Lanjutan	7	6,633,000	0.572219646	3,795,533	1,518,213	2,277,320	27%	1,024,794
	JF Pustakawan Penyelia	8	7,523,000	0.572219646	4,304,808	1,721,923	2,582,885	27%	1,162,298
	JF Pustakawan Pertama	8	7,523,000	0.572219646	4,304,808	1,721,923	2,582,885	27%	1,162,298
	JF Pustakawan Muda	9	9,360,000	0.572219646	5,355,976	2,142,390	3,213,586	27%	1,446,113
	JF Pustakawan Madya	11	12,370,000	0.572219646	7,078,357	2,831,343	4,247,014	27%	1,911,156
	JF Pustakawan Utama	13	20,010,000	0.572219646	11,450,115	4,580,046	6,870,069	27%	3,091,531
	JF Arsiparis Pelaksana	6	5,764,000	0.572219646	3,298,274	1,319,310	1,978,964	27%	890,534
	JF Arsiparis Pelaksana Lanjutan	7	6,633,000	0.572219646	3,795,533	1,518,213	2,277,320	27%	1,024,794
	JF Arsiparis Penyelia	8	7,523,000	0.572219646	4,304,808	1,721,923	2,582,885	27%	1,162,298
	JF Arsiparis Pertama	8	7,523,000	0.572219646	4,304,808	1,721,923	2,582,885	27%	1,162,298
	JF Arsiparis Muda	9	9,360,000	0.572219646	5,355,976	2,142,390	3,213,586	27%	1,446,113
	JF Arsiparis Madya	11	12,370,000	0.572219646	7,078,357	2,831,343	4,247,014	27%	1,911,156
	JF Arsiparis Utama	13	20,010,000	0.572219646	11,450,115	4,580,046	6,870,069	27%	3,091,531
	b. Sekretaris	12	16,000,000	0.572219646	9,155,514	3,662,206	5,493,309	27%	2,471,989
	c. Kepala Bidang	11	12,370,000	0.572219646	7,078,357	2,831,343	4,247,014	27%	1,911,156
	d. Kepala Sub Bagian	9	9,360,000	0.572219646	5,355,976	2,142,390	3,213,586	27%	1,446,113
	f. Kepala Seksi	9	9,360,000	0.572219646	5,355,976	2,142,390	3,213,586	27%	1,446,113
	g. Pelaksana	7	6,633,000	0.572219646	3,795,533	1,518,213	2,277,320	27%	1,024,794
	h. Pelaksana	6	5,764,000	0.572219646	3,298,274	1,319,310	1,978,964	27%	890,534
	i. Pelaksana	5	4,807,000	0.572219646	2,750,660	1,100,264	1,650,396	27%	742,678
	j. Pelaksana	3	2,354,000	0.572219646	1,347,005	538,802	808,203	27%	363,691
	k. Pelaksana	1	1,540,000	0.572219646	881,218	352,487	528,731	27%	237,929
30	Dinas Perdagangan dan Perindustrian								
	a. Kepala Dinas	14	22,295,000	0.572219646	12,757,637	5,103,055	7,654,582	27%	3,444,562
	b. Sekretaris	12	16,000,000	0.572219646	9,155,514	3,662,206	5,493,309	27%	2,471,989
	c. Kepala Bidang	11	12,370,000	0.572219646	7,078,357	2,831,343	4,247,014	27%	1,911,156
	JF Penera Pelaksana	6	5,764,000	0.572219646	3,298,274	1,319,310	1,978,964	27%	890,534
	JF Penera Pelaksana Lanjutan	7	6,633,000	0.572219646	3,795,533	1,518,213	2,277,320	27%	1,024,794
	JF Penera Penyelia	8	7,523,000	0.572219646	4,304,808	1,721,923	2,582,885	27%	1,162,298
	JF Penera Pertama	8	7,523,000	0.572219646	4,304,808	1,721,923	2,582,885	27%	1,162,298
	JF Penera Muda	9	9,360,000	0.572219646	5,355,976	2,142,390	3,213,586	27%	1,446,113

NO.	NAMA JABATAN	KELAS JABATAN	RP. BPK	INDEKS TPP (ITTP)	BASIC TPP	BEBAN KERJA (40%)	PRESTASI KERJA (60%)	% KKD	JUMLAH TPP/BULAN/ PERORANGAN
1	2	3	4	5	6=4x5	7	8	14	15
	JF Penera Madya	11	12,370,000	0.572219646	7,078,357	2,831,343	4,247,014	27%	1,911,156
	JF Pengamat Tera Muda	9	9,360,000	0.572219646	5,355,976	2,142,390	3,213,586	27%	1,446,113
	JF Pengamat Tera Pertama	8	7,523,000	0.572219646	4,304,808	1,721,923	2,582,885	27%	1,162,298
	d. Kepala Sub Bagian	9	9,360,000	0.572219646	5,355,976	2,142,390	3,213,586	27%	1,446,113
	e Kepala Seksi	9	9,360,000	0.572219646	5,355,976	2,142,390	3,213,586	27%	1,446,113
	f Kepala UPT	9	9,360,000	0.572219646	5,355,976	2,142,390	3,213,586	27%	1,446,113
	g Kepala Sub Bagian Tata Usaha UPT	8	7,523,000	0.572219646	4,304,808	1,721,923	2,582,885	27%	1,162,298
	h Pelaksana	7	6,633,000	0.572219646	3,795,533	1,518,213	2,277,320	27%	1,024,794
	i Pelaksana	6	5,764,000	0.572219646	3,298,274	1,319,310	1,978,964	27%	890,534
	j Pelaksana	5	4,807,000	0.572219646	2,750,660	1,100,264	1,650,396	27%	742,678
	j Pelaksana	3	2,354,000	0.572219646	1,347,005	538,802	808,203	27%	363,691
	k Pelaksana	1	1,540,000	0.572219646	881,218	352,487	528,731	27%	237,929
31	Dinas Pariwisata dan Kebudayaan								
	a. Kepala Dinas	14	22,295,000	0.572219646	12,757,637	5,103,055	7,654,582	27%	3,444,562
	b. Sekretaris	12	16,000,000	0.572219646	9,155,514	3,662,206	5,493,309	27%	2,471,989
	c. Kepala Bidang	11	12,370,000	0.572219646	7,078,357	2,831,343	4,247,014	27%	1,911,156
	d. Kepala Sub Bagian	9	9,360,000	0.572219646	5,355,976	2,142,390	3,213,586	27%	1,446,113
	e. Kepala Seksi	9	9,360,000	0.572219646	5,355,976	2,142,390	3,213,586	27%	1,446,113
	f Pelaksana	7	6,633,000	0.572219646	3,795,533	1,518,213	2,277,320	27%	1,024,794
	g Pelaksana	6	5,764,000	0.572219646	3,298,274	1,319,310	1,978,964	27%	890,534
	h Pelaksana	5	4,807,000	0.572219646	2,750,660	1,100,264	1,650,396	27%	742,678
	i Pelaksana	3	2,354,000	0.572219646	1,347,005	538,802	808,203	27%	363,691
	j Pelaksana	1	1,540,000	0.572219646	881,218	352,487	528,731	27%	237,929
32	Dinas Tanaman Pangan dan Hortikultura								
	a. Kepala Dinas	14	22,295,000	0.572219646	12,757,637	5,103,055	7,654,582	27%	3,444,562
	JF Pengawas Alat dan Mesin Pertanian Ahli Pertama	8	7,523,000	0.572219646	4,304,808	1,721,923	2,582,885	27%	1,162,298
	JF Pengawas Alat dan Mesin Pertanian Ahli Muda	9	9,360,000	0.572219646	5,355,976	2,142,390	3,213,586	27%	1,446,113
	JF Pengawas Alat dan Mesin Pertanian Ahli Madya	11	12,370,000	0.572219646	7,078,357	2,831,343	4,247,014	27%	1,911,156
	JF Penyuluh Pertanian Pelaksana Pemula	5	4,807,000	0.572219646	2,750,660	1,100,264	1,650,396	27%	742,678
	JF Penyuluh Pertanian Pelaksana	6	5,764,000	0.572219646	3,298,274	1,319,310	1,978,964	27%	890,534
	JF Penyuluh Pertanian Pelaksana Lanjutan	7	6,633,000	0.572219646	3,795,533	1,518,213	2,277,320	27%	1,024,794
	JF Penyuluh Pertanian Penyelia	8	7,523,000	0.572219646	4,304,808	1,721,923	2,582,885	27%	1,162,298
	JF Penyuluh Pertanian Pertama	8	7,523,000	0.572219646	4,304,808	1,721,923	2,582,885	27%	1,162,298
	JF Penyuluh Pertanian Muda	9	9,360,000	0.572219646	5,355,976	2,142,390	3,213,586	27%	1,446,113
	JF Penyuluh Pertanian Madya	11	12,370,000	0.572219646	7,078,357	2,831,343	4,247,014	27%	1,911,156
	JF Penyuluh Pertanian Utama	13	20,010,000	0.572219646	11,450,115	4,580,046	6,870,069	27%	3,091,531







































NO.	NAMA JABATAN	KELAS JABATAN	RP. BPK	INDEKS TPP (ITTP)	BASIC TPP	BEBAN KERJA (40%)	PRESTASI KERJA (60%)	% KKD	JUMLAH TPP/BULAN/ PERORANGAN
1	2	3	4	5	6=4x5	7	8	14	15
	b. Sekretaris	12	16,000,000	0.572219646	9,155,514	3,662,206	5,493,309	27%	2,471,989
	c. Kepala Bidang	11	12,370,000	0.572219646	7,078,357	2,831,343	4,247,014	27%	1,911,156
	d. Kepala Sub Bagian	9	9,360,000	0.572219646	5,355,976	2,142,390	3,213,586	27%	1,446,113
	e. Kepala Seksi	9	9,360,000	0.572219646	5,355,976	2,142,390	3,213,586	27%	1,446,113
	f. Kepala UPT	9	9,360,000	0.572219646	5,355,976	2,142,390	3,213,586	27%	1,446,113
	g. Kepala Sub Bagian Tata Usaha UPT	8	7,523,000	0.572219646	4,304,808	1,721,923	2,582,885	27%	1,162,298
	h. Pelaksana	7	6,633,000	0.572219646	3,795,533	1,518,213	2,277,320	27%	1,024,794
	i. Pelaksana	6	5,764,000	0.572219646	3,298,274	1,319,310	1,978,964	27%	890,534
	j. Pelaksana	5	4,807,000	0.572219646	2,750,660	1,100,264	1,650,396	27%	742,678
	j. Pelaksana	3	2,354,000	0.572219646	1,347,005	538,802	808,203	27%	363,691
	k. Pelaksana	1	1,540,000	0.572219646	881,218	352,487	528,731	27%	237,929
33	Dinas Peternakan dan Perkebunan								
	a. Kepala Dinas	14	22,295,000	0.572219646	12,757,637	5,103,055	7,654,582	27%	3,444,562
	JF Penyuluh Pertanian Pelaksana Pemula	5	4,807,000	0.572219646	2,750,660	1,100,264	1,650,396	27%	742,678
	JF Penyuluh Pertanian Pelaksana	6	5,764,000	0.572219646	3,298,274	1,319,310	1,978,964	27%	890,534
	JF Penyuluh Pertanian Pelaksana Lanjutan	7	6,633,000	0.572219646	3,795,533	1,518,213	2,277,320	27%	1,024,794
	JF Penyuluh Pertanian Penyelia	8	7,523,000	0.572219646	4,304,808	1,721,923	2,582,885	27%	1,162,298
	JF Penyuluh Pertanian Pertama	8	7,523,000	0.572219646	4,304,808	1,721,923	2,582,885	27%	1,162,298
	JF Penyuluh Pertanian Muda	9	9,360,000	0.572219646	5,355,976	2,142,390	3,213,586	27%	1,446,113
	JF Penyuluh Pertanian Madya	11	12,370,000	0.572219646	7,078,357	2,831,343	4,247,014	27%	1,911,156
	JF Penyuluh Pertanian Utama	13	20,010,000	0.572219646	11,450,115	4,580,046	6,870,069	27%	3,091,531
	JF Medik Veteriner Pertama	8	7,523,000	0.572219646	4,304,808	1,721,923	2,582,885	27%	1,162,298
	JF Medik Veteriner Muda	9	9,360,000	0.572219646	5,355,976	2,142,390	3,213,586	27%	1,446,113
	JF Medik Veteriner Madya	11	12,370,000	0.572219646	7,078,357	2,831,343	4,247,014	27%	1,911,156
	JF Medik Veteriner Utama	13	20,010,000	0.572219646	11,450,115	4,580,046	6,870,069	27%	3,091,531
	JF Analis Pasar Hasil Pertanian Pelaksana	6	5,764,000	0.572219646	3,298,274	1,319,310	1,978,964	27%	890,534
	JF Analis Pasar Hasil Pertanian Pelaksana Lanjutan	7	6,633,000	0.572219646	3,795,533	1,518,213	2,277,320	27%	1,024,794
	JF Analis Pasar Hasil Pertanian Penyelia	8	7,523,000	0.572219646	4,304,808	1,721,923	2,582,885	27%	1,162,298
	JF Analis Pasar Hasil Pertanian Pertama	8	7,523,000	0.572219646	4,304,808	1,721,923	2,582,885	27%	1,162,298
	JF Analis Pasar Hasil Pertanian Muda	9	9,360,000	0.572219646	5,355,976	2,142,390	3,213,586	27%	1,446,113
	JF Analis Pasar Hasil Pertanian Madya	11	12,370,000	0.572219646	7,078,357	2,831,343	4,247,014	27%	1,911,156
	b. Sekretaris	12	16,000,000	0.572219646	9,155,514	3,662,206	5,493,309	27%	2,471,989
	c. Kepala Bidang	11	12,370,000	0.572219646	7,078,357	2,831,343	4,247,014	27%	1,911,156
	d. Kepala Sub Bagian	9	9,360,000	0.572219646	5,355,976	2,142,390	3,213,586	27%	1,446,113

NO.	NAMA JABATAN	KELAS JABATAN	RP. BPK	INDEKS TPP (ITTP)	BASIC TPP	BEBAN KERJA (40%)	PRESTASI KERJA (60%)	% KKD	JUMLAH TPP/BULAN/ PERORANGAN
1	2	3	4	5	6=4x5	7	8	14	15
	e. Kepala Seksi	9	9,360,000	0.572219646	5,355,976	2,142,390	3,213,586	27%	1,446,113
	f Pelaksana	7	6,633,000	0.572219646	3,795,533	1,518,213	2,277,320	27%	1,024,794
	g Pelaksana	6	5,764,000	0.572219646	3,298,274	1,319,310	1,978,964	27%	890,534
	h Pelaksana	5	4,807,000	0.572219646	2,750,660	1,100,264	1,650,396	27%	742,678
	i Pelaksana	3	2,354,000	0.572219646	1,347,005	538,802	808,203	27%	363,691
	j Pelaksana	1	1,540,000	0.572219646	881,218	352,487	528,731	27%	237,929
34	Dinas Perikanan								
	a. Kepala Dinas	14	22,295,000	0.572219646	12,757,637	5,103,055	7,654,582	27%	3,444,562
	b. Sekretaris	12	16,000,000	0.572219646	9,155,514	3,662,206	5,493,309	27%	2,471,989
	c. Kepala Bidang	11	12,370,000	0.572219646	7,078,357	2,831,343	4,247,014	27%	1,911,156
	d. Kepala Sub Bagian	9	9,360,000	0.572219646	5,355,976	2,142,390	3,213,586	27%	1,446,113
	e. Kepala Seksi	9	9,360,000	0.572219646	5,355,976	2,142,390	3,213,586	27%	1,446,113
	f Kepala UPT	9	9,360,000	0.572219646	5,355,976	2,142,390	3,213,586	27%	1,446,113
	g Kepala Sub Bagian Tata Usaha UPT	8	7,523,000	0.572219646	4,304,808	1,721,923	2,582,885	27%	1,162,298
	h Pelaksana	7	6,633,000	0.572219646	3,795,533	1,518,213	2,277,320	27%	1,024,794
	i Pelaksana	6	5,764,000	0.572219646	3,298,274	1,319,310	1,978,964	27%	890,534
	j Pelaksana	5	4,807,000	0.572219646	2,750,660	1,100,264	1,650,396	27%	742,678
	j Pelaksana	3	2,354,000	0.572219646	1,347,005	538,802	808,203	27%	363,691
	k Pelaksana	1	1,540,000	0.572219646	881,218	352,487	528,731	27%	237,929
35	Rumah Sakit Umum Daerah								
	a. Direktur	13	20,010,000	0.572219646	11,450,115	4,580,046	6,870,069	27%	3,091,531
	b JFT Dokter Utama	14	22,295,000	0.572219646	12,757,637	5,103,055	7,654,582	27%	3,444,562
	c JFT Dokter Madya	12	16,000,000	0.572219646	9,155,514	3,662,206	5,493,309	27%	2,471,989
	d JFT Dokter Muda	10	10,760,000	0.572219646	6,157,083	2,462,833	3,694,250	27%	1,662,413
	e JFT Dokter Pertama	9	9,360,000	0.572219646	5,355,976	2,142,390	3,213,586	27%	1,446,113
	f JFT Dokter Gigi Madya	12	16,000,000	0.572219646	9,155,514	3,662,206	5,493,309	27%	2,471,989
	g JFT Dokter Gigi Muda	10	10,760,000	0.572219646	6,157,083	2,462,833	3,694,250	27%	1,662,413
	h JFT Dokter Gigi Pertama	9	9,360,000	0.572219646	5,355,976	2,142,390	3,213,586	27%	1,446,113
	JFT Bidan/Administrator Kesehatan/Perawat/Perawat Gigi/Apoteker/Asisten Apoteker/Ontomolog Kesehatan/Nutrisisionis/Fisioterapis/Refraksionis Optisien/Penyuluh Kesehatan Masyarakat/Pranata Laboratorium/Sanitarian/Radiografer/Perekam Medis/Teknisi Elektro Medis/Epidemiologi Utama	13	20,010,000	0.572219646	11,450,115	4,580,046	6,870,069	27%	3,091,531

NO.	NAMA JABATAN	KELAS JABATAN	RP. BPK	INDEKS TPP (ITTP)	BASIC TPP	BEBAN KERJA (40%)	PRESTASI KERJA (60%)	% KKD	JUMLAH TPP/BULAN/ PERORANGAN
1	2	3	4	5	6=4x5	7	8	14	15
i	JFT Bidan/Administrator Kesehatan/Perawat/Perawat GigiApoteker/Asisten Apoteker/Ontomolog Kesehatan/Nutrisionis/Fisioterapis/Refraksionis Optisien/Penyuluh Kesehatan Masyarakat/Pranata Laboratorium/Sanitarian/Radiografer/Perekam Medis/Teknisi Elektro Medis/Epidemologi Madya	11	12,370,000	0.572219646	7,078,357	2,831,343	4,247,014	27%	1,911,156
j	JFT Bidan/Administrator Kesehatan/Perawat/Perawat GigiApoteker/Asisten Apoteker/Ontomolog Kesehatan/Nutrisionis/Fisioterapis/Refraksionis Optisien/Penyuluh Kesehatan Masyarakat/Pranata Laboratorium/Sanitarian/Radiografer/Perekam Medis/Teknisi Elektro Medis/Epidemologi Pelaksana Muda	9	9,360,000	0.572219646	5,355,976	2,142,390	3,213,586	27%	1,446,113
k	JFT Bidan/Administrator Kesehatan/Perawat/Perawat GigiApoteker/Asisten Apoteker/Ontomolog Kesehatan/Nutrisionis/Fisioterapis/Refraksionis Optisien/Penyuluh Kesehatan Masyarakat/Pranata Laboratorium/Sanitarian/Radiografer/Perekam Medis/Teknisi Elektro Medis/Epidemologi Pelaksana Pertama	8	7,523,000	0.572219646	4,304,808	1,721,923	2,582,885	27%	1,162,298
l	JFT Bidan/Administrator Kesehatan/Perawat/Perawat GigiApoteker/Asisten Apoteker/Ontomolog Kesehatan/Nutrisionis/Fisioterapis/Refraksionis Optisien/Penyuluh Kesehatan Masyarakat/Pranata Laboratorium/Sanitarian/Radiografer/Perekam Medis/Teknisi Elektro Medis/Epidemologi Pelaksana Pertama	8	7,523,000	0.572219646	4,304,808	1,721,923	2,582,885	27%	1,162,298

	JFT Bidan/Administrator Kesehatan/Perawat/Perawat GigiApoteker/Asisten Apoteker/Ontomolog Kesehatan/Nutrisionis/Fisioterapis/Refraksionis Optisien/Penyuluh Kesehatan Masyarakat/Pranata Laboratorium/Sanitarian/Radiografer/Perekam Medis/Teknisi Elektro Medis/Epidemologi Pelaksana Lanjutan	7	6,633,000	0.572219646	3,795,533	1,518,213	2,277,320	27%	1,024,794
	JFT Bidan/Administrator Kesehatan/Perawat/Perawat GigiApoteker/Asisten Apoteker/Ontomolog Kesehatan/Nutrisionis/Fisioterapis/Refraksionis Optisien/Penyuluh Kesehatan Masyarakat/Pranata Laboratorium/Sanitarian/Radiografer/Perekam Medis/Teknisi Elektro Medis/Epidemologi Kesehatan Pelaksana	6	5,764,000	0.572219646	3,298,274	1,319,310	1,978,964	27%	890,534
n	Wakil Direktur	12	16,000,000	0.572219646	9,155,514	3,662,206	5,493,309	27%	2,471,989
o	Kepala Bidang	11	12,370,000	0.572219646	7,078,357	2,831,343	4,247,014	27%	1,911,156
p	Kepala Bagian	11	12,370,000	0.572219646	7,078,357	2,831,343	4,247,014	27%	1,911,156
q	Kepala Sub Bagian	9	9,360,000	0.572219646	5,355,976	2,142,390	3,213,586	27%	1,446,113
r.	Kepala Seksi	9	9,360,000	0.572219646	5,355,976	2,142,390	3,213,586	27%	1,446,113
s.	Pelaksana	7	6,633,000	0.572219646	3,795,533	1,518,213	2,277,320	27%	1,024,794
t	Pelaksana	6	5,764,000	0.572219646	3,298,274	1,319,310	1,978,964	27%	890,534
u	Pelaksana	5	4,807,000	0.572219646	2,750,660	1,100,264	1,650,396	27%	742,678
	Pelaksana	3	2,354,000	0.572219646	1,347,005	538,802	808,203	27%	363,691
	Pelaksana	1	1,540,000	0.572219646	881,218	352,487	528,731	27%	237,929
36	Sekretariat Dewan Perwakilan Rakyat								
a.	Sekretaris Dewan	14	22,295,000	0.572219646	12,757,637	5,103,055	7,654,582	27%	3,444,562
b.	Kepala Bagian	11	12,370,000	0.572219646	7,078,357	2,831,343	4,247,014	27%	1,911,156
c.	Kepala Sub Bagian	9	9,360,000	0.572219646	5,355,976	2,142,390	3,213,586	27%	1,446,113
d	Pelaksana	7	6,633,000	0.572219646	3,795,533	1,518,213	2,277,320	27%	1,024,794
e	Pelaksana	6	5,764,000	0.572219646	3,298,274	1,319,310	1,978,964	27%	890,534
f	Pelaksana	5	4,807,000	0.572219646	2,750,660	1,100,264	1,650,396	27%	742,678
h	Pelaksana	3	2,354,000	0.572219646	1,347,005	538,802	808,203	27%	363,691
i	Pelaksana	1	1,540,000	0.572219646	881,218	352,487	528,731	27%	237,929

NO.	NAMA JABATAN	KELAS JABATAN	RP. BPK	INDEKS TPP (ITTP)	BASIC TPP	BEBAN KERJA (40%)	PRESTASI KERJA (60%)	% KKD	JUMLAH TPP/BULAN/ PERORANGAN
1	2	3	4	5	6=4x5	7	8	14	15
37	Kecamatan Bontonompo								
	a. Camat	12	16,000,000	0.572219646	9,155,514	3,662,206	5,493,309	27%	2,471,989
	b. Sekretaris Kecamatan	11	12,370,000	0.572219646	7,078,357	2,831,343	4,247,014	27%	1,911,156
	c. Lurah	9	9,360,000	0.572219646	5,355,976	2,142,390	3,213,586	27%	1,446,113
	d. Kepala Subbagian Kecamatan	9	9,360,000	0.572219646	5,355,976	2,142,390	3,213,586	27%	1,446,113
	e. Kepala Seksi Kecamatan	9	9,360,000	0.572219646	5,355,976	2,142,390	3,213,586	27%	1,446,113
	f. Sekretaris Kelurahan	8	7,523,000	0.572219646	4,304,808	1,721,923	2,582,885	27%	1,162,298
	g. Kepala Seksi Kelurahan	8	7,523,000	0.572219646	4,304,808	1,721,923	2,582,885	27%	1,162,298
	h. Pelaksana	7	6,633,000	0.572219646	3,795,533	1,518,213	2,277,320	27%	1,024,794
	i. Pelaksana	6	5,764,000	0.572219646	3,298,274	1,319,310	1,978,964	27%	890,534
	j. Pelaksana	5	4,807,000	0.572219646	2,750,660	1,100,264	1,650,396	27%	742,678
	k. Pelaksana	3	2,354,000	0.572219646	1,347,005	538,802	808,203	27%	363,691
	l. Pelaksana	1	1,540,000	0.572219646	881,218	352,487	528,731	27%	237,929
38	Kecamatan Bontonompo Selatan								
	a. Camat	12	16,000,000	0.572219646	9,155,514	3,662,206	5,493,309	27%	2,471,989
	b. Sekretaris Kecamatan	11	12,370,000	0.572219646	7,078,357	2,831,343	4,247,014	27%	1,911,156
	c. Lurah	9	9,360,000	0.572219646	5,355,976	2,142,390	3,213,586	27%	1,446,113
	d. Kepala Subbagian Kecamatan	9	9,360,000	0.572219646	5,355,976	2,142,390	3,213,586	27%	1,446,113
	e. Kepala Seksi Kecamatan	9	9,360,000	0.572219646	5,355,976	2,142,390	3,213,586	27%	1,446,113
	f. Sekretaris Kelurahan	8	7,523,000	0.572219646	4,304,808	1,721,923	2,582,885	27%	1,162,298
	g. Kepala Seksi Kelurahan	8	7,523,000	0.572219646	4,304,808	1,721,923	2,582,885	27%	1,162,298
	h. Pelaksana	7	6,633,000	0.572219646	3,795,533	1,518,213	2,277,320	27%	1,024,794
	i. Pelaksana	6	5,764,000	0.572219646	3,298,274	1,319,310	1,978,964	27%	890,534
	j. Pelaksana	5	4,807,000	0.572219646	2,750,660	1,100,264	1,650,396	27%	742,678
	k. Pelaksana	3	2,354,000	0.572219646	1,347,005	538,802	808,203	27%	363,691
	l. Pelaksana	1	1,540,000	0.572219646	881,218	352,487	528,731	27%	237,929
39	Kecamatan Bajeng								
	a. Camat	12	16,000,000	0.572219646	9,155,514	3,662,206	5,493,309	27%	2,471,989
	b. Sekretaris Kecamatan	11	12,370,000	0.572219646	7,078,357	2,831,343	4,247,014	27%	1,911,156
	c. Lurah	9	9,360,000	0.572219646	5,355,976	2,142,390	3,213,586	27%	1,446,113
	d. Kepala Subbagian Kecamatan	9	9,360,000	0.572219646	5,355,976	2,142,390	3,213,586	27%	1,446,113
	e. Kepala Seksi Kecamatan	9	9,360,000	0.572219646	5,355,976	2,142,390	3,213,586	27%	1,446,113
	f. Sekretaris Kelurahan	8	7,523,000	0.572219646	4,304,808	1,721,923	2,582,885	27%	1,162,298
	g. Kepala Seksi Kelurahan	8	7,523,000	0.572219646	4,304,808	1,721,923	2,582,885	27%	1,162,298
	h. Pelaksana	7	6,633,000	0.572219646	3,795,533	1,518,213	2,277,320	27%	1,024,794
	i. Pelaksana	6	5,764,000	0.572219646	3,298,274	1,319,310	1,978,964	27%	890,534
	j. Pelaksana	5	4,807,000	0.572219646	2,750,660	1,100,264	1,650,396	27%	742,678
	k. Pelaksana	3	2,354,000	0.572219646	1,347,005	538,802	808,203	27%	363,691
	l. Pelaksana	1	1,540,000	0.572219646	881,218	352,487	528,731	27%	237,929

NO.	NAMA JABATAN	KELAS JABATAN	RP. BPK	INDEKS TPP (ITTP)	BASIC TPP	BEBAN KERJA (40%)	PRESTASI KERJA (60%)	% K  KD	JUMLAH TPP/BULAN/ PERORANGAN
1	2	3	4	5	6=4x5	7	8	1  4	15
40	Kecamatan Bajen Barat								
	a. Camat	12	16,000,000	0.572219646	9,155,514	3,662,206	5,493,309	27  %	2,471,989
	b. Sekretaris Kecamatan	11	12,370,000	0.572219646	7,078,357	2,831,343	4,247,014	27  %	1,911,156
	c. Lurah	9	9,360,000	0.572219646	5,355,976	2,142,390	3,213,586	27  %	1,446,113
	d. Kepala Subbagian Kecamatan	9	9,360,000	0.572219646	5,355,976	2,142,390	3,213,586	27  %	1,446,113
	e. Kepala Seksi Kecamatan	9	9,360,000	0.572219646	5,355,976	2,142,390	3,213,586	27  %	1,446,113
	f. Sekretaris Kelurahan	8	7,523,000	0.572219646	4,304,808	1,721,923	2,582,885	27  %	1,162,298
	g. Kepala Seksi Kelurahan	8	7,523,000	0.572219646	4,304,808	1,721,923	2,582,885	27  %	1,162,298
	h. Pelaksana	7	6,633,000	0.572219646	3,795,533	1,518,213	2,277,320	27  %	1,024,794
	i. Pelaksana	6	5,764,000	0.572219646	3,298,274	1,319,310	1,978,964	27  %	890,534
	j. Pelaksana	5	4,807,000	0.572219646	2,750,660	1,100,264	1,650,396	27  %	742,678
	k. Pelaksana	3	2,354,000	0.572219646	1,347,005	538,802	808,203	27  %	363,691
	l. Pelaksana	1	1,540,000	0.572219646	881,218	352,487	528,731	27  %	237,929
41	Kecamatan Palangga								
	a. Camat	12	16,000,000	0.572219646	9,155,514	3,662,206	5,493,309	27  %	2,471,989
	b. Sekretaris Kecamatan	11	12,370,000	0.572219646	7,078,357	2,831,343	4,247,014	27  %	1,911,156
	c. Lurah	9	9,360,000	0.572219646	5,355,976	2,142,390	3,213,586	27  %	1,446,113
	d. Kepala Subbagian Kecamatan	9	9,360,000	0.572219646	5,355,976	2,142,390	3,213,586	27  %	1,446,113
	e. Kepala Seksi Kecamatan	9	9,360,000	0.572219646	5,355,976	2,142,390	3,213,586	27  %	1,446,113
	f. Sekretaris Kelurahan	8	7,523,000	0.572219646	4,304,808	1,721,923	2,582,885	27  %	1,162,298
	g. Kepala Seksi Kelurahan	8	7,523,000	0.572219646	4,304,808	1,721,923	2,582,885	27  %	1,162,298
	h. Pelaksana	7	6,633,000	0.572219646	3,795,533	1,518,213	2,277,320	27  %	1,024,794
	i. Pelaksana	6	5,764,000	0.572219646	3,298,274	1,319,310	1,978,964	27  %	890,534
	j. Pelaksana	5	4,807,000	0.572219646	2,750,660	1,100,264	1,650,396	27  %	742,678
	k. Pelaksana	3	2,354,000	0.572219646	1,347,005	538,802	808,203	27  %	363,691
	l. Pelaksana	1	1,540,000	0.572219646	881,218	352,487	528,731	27  %	237,929
42	Kecamatan Barombong								
	a. Camat	12	16,000,000	0.572219646	9,155,514	3,662,206	5,493,309	27  %	2,471,989
	b. Sekretaris Kecamatan	11	12,370,000	0.572219646	7,078,357	2,831,343	4,247,014	27  %	1,911,156
	c. Lurah	9	9,360,000	0.572219646	5,355,976	2,142,390	3,213,586	27  %	1,446,113
	d. Kepala Subbagian Kecamatan	9	9,360,000	0.572219646	5,355,976	2,142,390	3,213,586	27  %	1,446,113
	e. Kepala Seksi Kecamatan	9	9,360,000	0.572219646	5,355,976	2,142,390	3,213,586	27  %	1,446,113
	f. Sekretaris Kelurahan	8	7,523,000	0.572219646	4,304,808	1,721,923	2,582,885	27  %	1,162,298
	g. Kepala Seksi Kelurahan	8	7,523,000	0.572219646	4,304,808	1,721,923	2,582,885	27  %	1,162,298
	h. Pelaksana	7	6,633,000	0.572219646	3,795,533	1,518,213	2,277,320	27  %	1,024,794
	i. Pelaksana	6	5,764,000	0.572219646	3,298,274	1,319,310	1,978,964	27  %	890,534
	j. Pelaksana	5	4,807,000	0.572219646	2,750,660	1,100,264	1,650,396	27  %	742,678
	k. Pelaksana	3	2,354,000	0.572219646	1,347,005	538,802	808,203	27  %	363,691
	l. Pelaksana	1	1,540,000	0.572219646	881,218	352,487	528,731	27  %	237,929

NO.	NAMA JABATAN	KELAS JABATAN	RP. BPK	INDEKS TPP (ITTP)	BASIC TPP	BEBAN KERJA (40%)	PRESTASI KERJA (60%)	% KKD	JUMLAH TPP/BULAN/ PERORANGAN
1	2	3	4	5	6=4x5	7	8	14	15
43	Kecamatan Sombaopu								
	a. Camat	12	16,000,000	0.572219646	9,155,514	3,662,206	5,493,309	27%	2,471,989
	b. Sekretaris Kecamatan	11	12,370,000	0.572219646	7,078,357	2,831,343	4,247,014	27%	1,911,156
	c. Lurah	9	9,360,000	0.572219646	5,355,976	2,142,390	3,213,586	27%	1,446,113
	d. Kepala Subbagian Kecamatan	9	9,360,000	0.572219646	5,355,976	2,142,390	3,213,586	27%	1,446,113
	e. Kepala Seksi Kecamatan	9	9,360,000	0.572219646	5,355,976	2,142,390	3,213,586	27%	1,446,113
	f. Sekretaris Kelurahan	8	7,523,000	0.572219646	4,304,808	1,721,923	2,582,885	27%	1,162,298
	g. Kepala Seksi Kelurahan	8	7,523,000	0.572219646	4,304,808	1,721,923	2,582,885	27%	1,162,298
	h. Pelaksana	7	6,633,000	0.572219646	3,795,533	1,518,213	2,277,320	27%	1,024,794
	i. Pelaksana	6	5,764,000	0.572219646	3,298,274	1,319,310	1,978,964	27%	890,534
	j. Pelaksana	5	4,807,000	0.572219646	2,750,660	1,100,264	1,650,396	27%	742,678
	k. Pelaksana	3	2,354,000	0.572219646	1,347,005	538,802	808,203	27%	363,691
	l. Pelaksana	1	1,540,000	0.572219646	881,218	352,487	528,731	27%	237,929
44	Kecamatan Bontomarannu								
	a. Camat	12	16,000,000	0.572219646	9,155,514	3,662,206	5,493,309	27%	2,471,989
	b. Sekretaris Kecamatan	11	12,370,000	0.572219646	7,078,357	2,831,343	4,247,014	27%	1,911,156
	c. Lurah	9	9,360,000	0.572219646	5,355,976	2,142,390	3,213,586	27%	1,446,113
	d. Kepala Subbagian Kecamatan	9	9,360,000	0.572219646	5,355,976	2,142,390	3,213,586	27%	1,446,113
	e. Kepala Seksi Kecamatan	9	9,360,000	0.572219646	5,355,976	2,142,390	3,213,586	27%	1,446,113
	f. Sekretaris Kelurahan	8	7,523,000	0.572219646	4,304,808	1,721,923	2,582,885	27%	1,162,298
	g. Kepala Seksi Kelurahan	8	7,523,000	0.572219646	4,304,808	1,721,923	2,582,885	27%	1,162,298
	h. Pelaksana	7	6,633,000	0.572219646	3,795,533	1,518,213	2,277,320	27%	1,024,794
	i. Pelaksana	6	5,764,000	0.572219646	3,298,274	1,319,310	1,978,964	27%	890,534
	j. Pelaksana	5	4,807,000	0.572219646	2,750,660	1,100,264	1,650,396	27%	742,678
	k. Pelaksana	3	2,354,000	0.572219646	1,347,005	538,802	808,203	27%	363,691
	l. Pelaksana	1	1,540,000	0.572219646	881,218	352,487	528,731	27%	237,929
45	Kecamatan Pattallassang								
	a. Camat	12	16,000,000	0.572219646	9,155,514	3,662,206	5,493,309	27%	2,471,989
	b. Sekretaris Kecamatan	11	12,370,000	0.572219646	7,078,357	2,831,343	4,247,014	27%	1,911,156
	c. Lurah	9	9,360,000	0.572219646	5,355,976	2,142,390	3,213,586	27%	1,446,113
	d. Kepala Subbagian Kecamatan	9	9,360,000	0.572219646	5,355,976	2,142,390	3,213,586	27%	1,446,113
	e. Kepala Seksi Kecamatan	9	9,360,000	0.572219646	5,355,976	2,142,390	3,213,586	27%	1,446,113
	f. Sekretaris Kelurahan	8	7,523,000	0.572219646	4,304,808	1,721,923	2,582,885	27%	1,162,298
	g. Kepala Seksi Kelurahan	8	7,523,000	0.572219646	4,304,808	1,721,923	2,582,885	27%	1,162,298
	h. Pelaksana	7	6,633,000	0.572219646	3,795,533	1,518,213	2,277,320	27%	1,024,794
	i. Pelaksana	6	5,764,000	0.572219646	3,298,274	1,319,310	1,978,964	27%	890,534
	j. Pelaksana	5	4,807,000	0.572219646	2,750,660	1,100,264	1,650,396	27%	742,678
	k. Pelaksana	3	2,354,000	0.572219646	1,347,005	538,802	808,203	27%	363,691
	l. Pelaksana	1	1,540,000	0.572219646	881,218	352,487	528,731	27%	237,929


NO.	NAMA JABATAN	KELAS JABATAN	RP. BPK	INDEKS TPP (ITTP)	BASIC TPP	BEBAN KERJA (40%)	PRESTASI KERJA (60%)	% KKD	JUMLAH TPP/BULAN/ PERORANGAN
1	2	3	4	5	6=4x5	7	8	14	15
46	Kecamatan Parangloe								
	a. Camat	12	16,000,000	0.572219646	9,155,514	3,662,206	5,493,309	27%	2,471,989
	b. Sekretaris Kecamatan	11	12,370,000	0.572219646	7,078,357	2,831,343	4,247,014	27%	1,911,156
	c. Lurah	9	9,360,000	0.572219646	5,355,976	2,142,390	3,213,586	27%	1,446,113
	d. Kepala Subbagian Kecamatan	9	9,360,000	0.572219646	5,355,976	2,142,390	3,213,586	27%	1,446,113
	e. Kepala Seksi Kecamatan	9	9,360,000	0.572219646	5,355,976	2,142,390	3,213,586	27%	1,446,113
	f. Sekretaris Kelurahan	8	7,523,000	0.572219646	4,304,808	1,721,923	2,582,885	27%	1,162,298
	g. Kepala Seksi Kelurahan	8	7,523,000	0.572219646	4,304,808	1,721,923	2,582,885	27%	1,162,298
	h. Pelaksana	7	6,633,000	0.572219646	3,795,533	1,518,213	2,277,320	27%	1,024,794
	i. Pelaksana	6	5,764,000	0.572219646	3,298,274	1,319,310	1,978,964	27%	890,534
	j. Pelaksana	5	4,807,000	0.572219646	2,750,660	1,100,264	1,650,396	27%	742,678
	k. Pelaksana	3	2,354,000	0.572219646	1,347,005	538,802	808,203	27%	363,691
	l. Pelaksana	1	1,540,000	0.572219646	881,218	352,487	528,731	27%	237,929
47	Kecamatan Manuju								
	a. Camat	12	16,000,000	0.572219646	9,155,514	3,662,206	5,493,309	27%	2,471,989
	b. Sekretaris Kecamatan	11	12,370,000	0.572219646	7,078,357	2,831,343	4,247,014	27%	1,911,156
	c. Lurah	9	9,360,000	0.572219646	5,355,976	2,142,390	3,213,586	27%	1,446,113
	d. Kepala Subbagian Kecamatan	9	9,360,000	0.572219646	5,355,976	2,142,390	3,213,586	27%	1,446,113
	e. Kepala Seksi Kecamatan	9	9,360,000	0.572219646	5,355,976	2,142,390	3,213,586	27%	1,446,113
	f. Sekretaris Kelurahan	8	7,523,000	0.572219646	4,304,808	1,721,923	2,582,885	27%	1,162,298
	g. Kepala Seksi Kelurahan	8	7,523,000	0.572219646	4,304,808	1,721,923	2,582,885	27%	1,162,298
	h. Pelaksana	7	6,633,000	0.572219646	3,795,533	1,518,213	2,277,320	27%	1,024,794
	i. Pelaksana	6	5,764,000	0.572219646	3,298,274	1,319,310	1,978,964	27%	890,534
	j. Pelaksana	5	4,807,000	0.572219646	2,750,660	1,100,264	1,650,396	27%	742,678
	k. Pelaksana	3	2,354,000	0.572219646	1,347,005	538,802	808,203	27%	363,691
	l. Pelaksana	1	1,540,000	0.572219646	881,218	352,487	528,731	27%	237,929
48	Kecamatan Tinggimoncong								
	a. Camat	12	16,000,000	0.572219646	9,155,514	3,662,206	5,493,309	27%	2,471,989
	b. Sekretaris Kecamatan	11	12,370,000	0.572219646	7,078,357	2,831,343	4,247,014	27%	1,911,156
	c. Lurah	9	9,360,000	0.572219646	5,355,976	2,142,390	3,213,586	27%	1,446,113
	d. Kepala Subbagian Kecamatan	9	9,360,000	0.572219646	5,355,976	2,142,390	3,213,586	27%	1,446,113
	e. Kepala Seksi Kecamatan	9	9,360,000	0.572219646	5,355,976	2,142,390	3,213,586	27%	1,446,113
	f. Sekretaris Kelurahan	8	7,523,000	0.572219646	4,304,808	1,721,923	2,582,885	27%	1,162,298
	g. Kepala Seksi Kelurahan	8	7,523,000	0.572219646	4,304,808	1,721,923	2,582,885	27%	1,162,298

NO.	NAMA JABATAN	KELAS JABATAN	RP. BPK	INDEKS TPP (ITTP)	BASIC TPP	BEBAN KERJA (40%)	PRESTASI KERJA (60%)	% KKD	JUMLAH TPP/BULAN/ PERORANGAN
1	2	3	4	5	6=4x5	7	8	14	15
	h. Pelaksana	7	6,633,000	0.572219646	3,795,533	1,518,213	2,277,320	27%	1,024,794
	i. Pelaksana	6	5,764,000	0.572219646	3,298,274	1,319,310	1,978,964	27%	890,534
	j. Pelaksana	5	4,807,000	0.572219646	2,750,660	1,100,264	1,650,396	27%	742,678
	k. Pelaksana	3	2,354,000	0.572219646	1,347,005	538,802	808,203	27%	363,691
	l. Pelaksana	1	1,540,000	0.572219646	881,218	352,487	528,731	27%	237,929
49	Kecamatan Tombolopao								
	a. Camat	12	16,000,000	0.572219646	9,155,514	3,662,206	5,493,309	27%	2,471,989
	b. Sekretaris Kecamatan	11	12,370,000	0.572219646	7,078,357	2,831,343	4,247,014	27%	1,911,156
	c. Lurah	9	9,360,000	0.572219646	5,355,976	2,142,390	3,213,586	27%	1,446,113
	d. Kepala Subbagian Kecamatan	9	9,360,000	0.572219646	5,355,976	2,142,390	3,213,586	27%	1,446,113
	e. Kepala Seksi Kecamatan	9	9,360,000	0.572219646	5,355,976	2,142,390	3,213,586	27%	1,446,113
	f. Sekretaris Kelurahan	8	7,523,000	0.572219646	4,304,808	1,721,923	2,582,885	27%	1,162,298
	g. Kepala Seksi Kelurahan	8	7,523,000	0.572219646	4,304,808	1,721,923	2,582,885	27%	1,162,298
	h. Pelaksana	7	6,633,000	0.572219646	3,795,533	1,518,213	2,277,320	27%	1,024,794
	i. Pelaksana	6	5,764,000	0.572219646	3,298,274	1,319,310	1,978,964	27%	890,534
	j. Pelaksana	5	4,807,000	0.572219646	2,750,660	1,100,264	1,650,396	27%	742,678
	k. Pelaksana	3	2,354,000	0.572219646	1,347,005	538,802	808,203	27%	363,691
	l. Pelaksana	1	1,540,000	0.572219646	881,218	352,487	528,731	27%	237,929
50	Kecamatan Parigi								
	a. Camat	12	16,000,000	0.572219646	9,155,514	3,662,206	5,493,309	27%	2,471,989
	b. Sekretaris Kecamatan	11	12,370,000	0.572219646	7,078,357	2,831,343	4,247,014	27%	1,911,156
	c. Lurah	9	9,360,000	0.572219646	5,355,976	2,142,390	3,213,586	27%	1,446,113
	d. Kepala Subbagian Kecamatan	9	9,360,000	0.572219646	5,355,976	2,142,390	3,213,586	27%	1,446,113
	e. Kepala Seksi Kecamatan	9	9,360,000	0.572219646	5,355,976	2,142,390	3,213,586	27%	1,446,113
	f. Sekretaris Kelurahan	8	7,523,000	0.572219646	4,304,808	1,721,923	2,582,885	27%	1,162,298
	g. Kepala Seksi Kelurahan	8	7,523,000	0.572219646	4,304,808	1,721,923	2,582,885	27%	1,162,298
	h. Pelaksana	7	6,633,000	0.572219646	3,795,533	1,518,213	2,277,320	27%	1,024,794
	i. Pelaksana	6	5,764,000	0.572219646	3,298,274	1,319,310	1,978,964	27%	890,534
	j. Pelaksana	5	4,807,000	0.572219646	2,750,660	1,100,264	1,650,396	27%	742,678
	k. Pelaksana	3	2,354,000	0.572219646	1,347,005	538,802	808,203	27%	363,691
	l. Pelaksana	1	1,540,000	0.572219646	881,218	352,487	528,731	27%	237,929

NO.	NAMA JABATAN	KELAS JABATAN	RP. BPK	INDEKS TPP (ITTP)	BASIC TPP	BEBAN KERJA (40%)	PRESTASI KERJA (60%)	% KKD	JUMLAH TPP/BULAN/ PERORANGAN
1	2	3	4	5	6=4x5	7	8	14	15
51	Kecamatan Bungaya								
	a. Camat	12	16,000,000	0.572219646	9,155,514	3,662,206	5,493,309	27%	2,471,989
	b. Sekretaris Kecamatan	11	12,370,000	0.572219646	7,078,357	2,831,343	4,247,014	27%	1,911,156
	c. Lurah	9	9,360,000	0.572219646	5,355,976	2,142,390	3,213,586	27%	1,446,113
	d. Kepala Subbagian Kecamatan	9	9,360,000	0.572219646	5,355,976	2,142,390	3,213,586	27%	1,446,113
	e. Kepala Seksi Kecamatan	9	9,360,000	0.572219646	5,355,976	2,142,390	3,213,586	27%	1,446,113
	f. Sekretaris Kelurahan	8	7,523,000	0.572219646	4,304,808	1,721,923	2,582,885	27%	1,162,298
	g. Kepala Seksi Kelurahan	8	7,523,000	0.572219646	4,304,808	1,721,923	2,582,885	27%	1,162,298
	h. Pelaksana	7	6,633,000	0.572219646	3,795,533	1,518,213	2,277,320	27%	1,024,794
	i. Pelaksana	6	5,764,000	0.572219646	3,298,274	1,319,310	1,978,964	27%	890,534
	j. Pelaksana	5	4,807,000	0.572219646	2,750,660	1,100,264	1,650,396	27%	742,678
	k. Pelaksana	3	2,354,000	0.572219646	1,347,005	538,802	808,203	27%	363,691
	l. Pelaksana	1	1,540,000	0.572219646	881,218	352,487	528,731	27%	237,929
52	Kecamatan Bontolempangan								
	a. Camat	12	16,000,000	0.572219646	9,155,514	3,662,206	5,493,309	27%	2,471,989
	b. Sekretaris Kecamatan	11	12,370,000	0.572219646	7,078,357	2,831,343	4,247,014	27%	1,911,156
	c. Lurah	9	9,360,000	0.572219646	5,355,976	2,142,390	3,213,586	27%	1,446,113
	d. Kepala Subbagian Kecamatan	9	9,360,000	0.572219646	5,355,976	2,142,390	3,213,586	27%	1,446,113
	e. Kepala Seksi Kecamatan	9	9,360,000	0.572219646	5,355,976	2,142,390	3,213,586	27%	1,446,113
	f. Sekretaris Kelurahan	8	7,523,000	0.572219646	4,304,808	1,721,923	2,582,885	27%	1,162,298
	g. Kepala Seksi Kelurahan	8	7,523,000	0.572219646	4,304,808	1,721,923	2,582,885	27%	1,162,298
	h. Pelaksana	7	6,633,000	0.572219646	3,795,533	1,518,213	2,277,320	27%	1,024,794
	i. Pelaksana	6	5,764,000	0.572219646	3,298,274	1,319,310	1,978,964	27%	890,534
	j. Pelaksana	5	4,807,000	0.572219646	2,750,660	1,100,264	1,650,396	27%	742,678
	k. Pelaksana	3	2,354,000	0.572219646	1,347,005	538,802	808,203	27%	363,691
	l. Pelaksana	1	1,540,000	0.572219646	881,218	352,487	528,731	27%	237,929
53	Kecamatan Tompobulu								
	a. Camat	12	16,000,000	0.572219646	9,155,514	3,662,206	5,493,309	27%	2,471,989
	b. Sekretaris Kecamatan	11	12,370,000	0.572219646	7,078,357	2,831,343	4,247,014	27%	1,911,156
	c. Lurah	9	9,360,000	0.572219646	5,355,976	2,142,390	3,213,586	27%	1,446,113
	d. Kepala Subbagian Kecamatan	9	9,360,000	0.572219646	5,355,976	2,142,390	3,213,586	27%	1,446,113
	e. Kepala Seksi Kecamatan	9	9,360,000	0.572219646	5,355,976	2,142,390	3,213,586	27%	1,446,113
	f. Sekretaris Kelurahan	8	7,523,000	0.572219646	4,304,808	1,721,923	2,582,885	27%	1,162,298
	g. Kepala Seksi Kelurahan	8	7,523,000	0.572219646	4,304,808	1,721,923	2,582,885	27%	1,162,298

NO.	NAMA JABATAN	KELAS JABATAN	RP. BPK	INDEKS TPP (ITTP)	BASIC TPP	BEBAN KERJA (40%)	PRESTASI KERJA (60%)	% KKD	JUMLAH TPP/BULAN/ PERORANGAN
1	2	3	4	5	6=4x5	7	8	14	15
	h. Pelaksana	7	6,633,000	0.572219646	3,795,533	1,518,213	2,277,320	27%	1,024,794
	i. Pelaksana	6	5,764,000	0.572219646	3,298,274	1,319,310	1,978,964	27%	890,534
	j. Pelaksana	5	4,807,000	0.572219646	2,750,660	1,100,264	1,650,396	27%	742,678
	k. Pelaksana	3	2,354,000	0.572219646	1,347,005	538,802	808,203	27%	363,691
	l. Pelaksana	1	1,540,000	0.572219646	881,218	352,487	528,731	27%	237,929
54	Kecamatan Biringbulu								
	a. Camat	12	16,000,000	0.572219646	9,155,514	3,662,206	5,493,309	27%	2,471,989
	b. Sekretaris Kecamatan	11	12,370,000	0.572219646	7,078,357	2,831,343	4,247,014	27%	1,911,156
	c. Lurah	9	9,360,000	0.572219646	5,355,976	2,142,390	3,213,586	27%	1,446,113
	d. Kepala Subbagian Kecamatan	9	9,360,000	0.572219646	5,355,976	2,142,390	3,213,586	27%	1,446,113
	e. Kepala Seksi Kecamatan	9	9,360,000	0.572219646	5,355,976	2,142,390	3,213,586	27%	1,446,113
	f. Sekretaris Kelurahan	8	7,523,000	0.572219646	4,304,808	1,721,923	2,582,885	27%	1,162,298
	g. Kepala Seksi Kelurahan	8	7,523,000	0.572219646	4,304,808	1,721,923	2,582,885	27%	1,162,298
	h. Pelaksana	7	6,633,000	0.572219646	3,795,533	1,518,213	2,277,320	27%	1,024,794
	i. Pelaksana	6	5,764,000	0.572219646	3,298,274	1,319,310	1,978,964	27%	890,534
	j. Pelaksana	5	4,807,000	0.572219646	2,750,660	1,100,264	1,650,396	27%	742,678
	k. Pelaksana	3	2,354,000	0.572219646	1,347,005	538,802	808,203	27%	363,691
	l. Pelaksana	1	1,540,000	0.572219646	881,218	352,487	528,731	27%	237,929

BUPATI GOWA,



ADNAN PURICHTA ICHSAN YL