



BUPATI LAMONGAN

**PERATURAN BUPATI LAMONGAN
NOMOR 1 TAHUN 2015**

TENTANG

**ANGGARAN KAS PEMERINTAH KABUPATEN LAMONGAN
TAHUN ANGGARAN 2015**

DENGAN RAHMAT TUHAN YANG MAHA ESA

BUPATI LAMONGAN,

Menimbang : bahwa sehubungan dengan ditetapkan Peraturan Daerah Kabupaten Lamongan Nomor 6 Tahun 2014 tentang Anggaran Pendapatan dan Belanja Daerah Kabupaten Lamongan Tahun Anggaran 2015 dan Peraturan Bupati Lamongan Nomor 33 Tahun 2014 tentang Penjabaran Anggaran Pendapatan dan Belanja Daerah Kabupaten Lamongan Tahun Anggaran 2015, maka guna tertib administrasi dan pengendalian kas Pemerintah Kabupaten Lamongan, dipandang perlu menetapkan Anggaran Kas Pemerintah Kabupaten Lamongan Tahun Anggaran 2015 dalam Peraturan Bupati.

Mengingat : 1. Undang-Undang Nomor 12 Tahun 1950 tentang Pembentukan Daerah-daerah Kabupaten dalam Lingkungan Propinsi Jawa Timur (diumumkan dalam Berita Negara pada tanggal 8 Agustus 1950);
2. Undang-Undang Nomor 17 Tahun 2003 tentang Keuangan Negara (Lembaran Negara Republik Indonesia Tahun 2003 Nomor 47, Tambahan Lembaran Negara Republik Indonesia Nomor 4286);
3. Undang-Undang Nomor 1 Tahun 2004 tentang Perbendaharaan Negara (Lembaran Negara Republik Indonesia Tahun 2004 Nomor 5, Tambahan Lembaran Negara Republik Indonesia Nomor 4355);

4. Undang-Undang Nomor 15 Tahun 2004 tentang Pemeriksaan Pengelolaan dan Tanggung Jawab Keuangan Negara (Lembaran Negara Republik Indonesia Tahun 2004 Nomor 66, Tambahan Lembaran Negara Republik Indonesia Nomor 4400);
5. Undang-Undang Nomor 33 Tahun 2004 tentang Perimbangan Keuangan antara Pemerintah Pusat dan Pemerintahan Daerah (Lembaran Negara Republik Indonesia Tahun 2004 Nomor 126, Tambahan Lembaran Negara Republik Indonesia Nomor 4438);
6. Undang-Undang Nomor 12 Tahun 2011 tentang Pembentukan Peraturan Perundang-undangan (Lembaran Negara Republik Indonesia Tahun 2011 Nomor 82, Tambahan Lembaran Negara Republik Indonesia Nomor 5234);
7. Undang-Undang Nomor 23 Tahun 2014 tentang Pemerintahan Daerah (Tambahan Lembaran Negara Republik Indonesia Tahun 2014 Nomor 244, Tambahan Tambahan Lembaran Negara Republik Indonesia Nomor 5587);
8. Peraturan Pemerintah Nomor 58 Tahun 2005 tentang Pengelolaan Keuangan Daerah (Lembaran Negara Republik Indonesia Tahun 2005 Nomor 140, Tambahan Lembaran Negara Republik Indonesia Nomor 4578);
9. Peraturan Pemerintah Nomor 39 Tahun 2007 tentang Pengelolaan Uang Negara/Daerah (Lembaran Negara Republik Indonesia Tahun 2007 Nomor 83, Tambahan Lembaran Negara Republik Indonesia Nomor 4738);
10. Peraturan Presiden Nomor 87 Tahun 2014 tentang Peraturan Pelaksanaan Undang-Undang Nomor 12 Tahun 2011 tentang Pembentukan Peraturan Perundang-undangan (Lembaran Negara Republik Indonesia Tahun 2014 Nomor 199);
11. Peraturan Menteri Dalam Negeri Nomor 13 Tahun 2006 tentang Pedoman Pengelolaan Keuangan Daerah sebagaimana telah diubah, terakhir dengan Peraturan Menteri Dalam Negeri Nomor 21 Tahun 2011;
12. Peraturan Menteri Dalam Negeri Nomor 1 Tahun 2014 tentang Pembentukan Produk Hukum Daerah (Berita Negara Republik Indonesia Tahun 2014 Nomor 32);
13. Peraturan Daerah Kabupaten Lamongan Nomor 11 Tahun 2007 tentang Pengelolaan Keuangan Daerah (Lembaran Daerah Kabupaten Lamongan Tahun 2007 Nomor 10/E);

14. Peraturan Daerah Kabupaten Lamongan Nomor 6 Tahun 2014 tentang Anggaran Pendapatan dan Belanja Daerah Kabupaten Lamongan Tahun Anggaran 2015 (Lembaran Daerah Kabupaten Lamongan Tahun 2014 Nomor 9);
15. Peraturan Bupati Lamongan Nomor 33 Tahun 2014 tentang Penjabaran Anggaran Pendapatan dan Belanja Daerah Kabupaten Lamongan Tahun Anggaran 2015 (Berita Daerah Kabupaten Lamongan Tahun 2014 Nomor 33).

MEMUTUSKAN :

Menetapkan : PERATURAN BUPATI ANGGARAN KAS PEMERINTAH KABUPATEN LAMONGAN TAHUN ANGGARAN 2015

Pasal 1

- (1) Anggaran Kas Pemerintah Kabupaten Lamongan terdiri dari :
 - a. Pendapatan
 - b. Belanja
 - c. Pembiayaan
- (2) Jumlah pendapatan, belanja dan pembiayaan sebagaimana dimaksud pada ayat (1) ditetapkan sebagai berikut :
 - a. Pendapatan

| | |
|-----------------|-----------------------------|
| 1) Tribulan I | Rp630.112.873.673,42 |
| 2) Tribulan II | Rp502.398.499.379,28 |
| 3) Tribulan III | Rp512.146.695.879,28 |
| 4) Tribulan IV | <u>Rp498.280.679.946,14</u> |
| | Rp2.142.938.748.878,12 |
 - b. Belanja

| | |
|-----------------|-----------------------------|
| 1) Tribulan I | Rp377.342.798.066,00 |
| 2) Tribulan II | Rp710.668.171.612,12 |
| 3) Tribulan III | Rp576.346.394.514,00 |
| 4) Tribulan IV | <u>Rp532.521.738.238,00</u> |
| | Rp.2.196.879.102.430,12 |
 - c. Pembiayaan

| | |
|-----------------|----------------------------|
| 1) Tribulan I | Rp32.540.353.552,00 |
| 2) Tribulan II | Rp(1.000.000.000,00) |
| 3) Tribulan III | Rp0,00 |
| 4) Tribulan IV | <u>Rp22.400.000.000,00</u> |
| | Rp53.940.353.552,00 |

Pasal 2

- (1) Rincian Anggaran Kas sebagaimana dimaksud dalam Pasal tersebut dalam lampiran I, II, dan III Peraturan Bupati ini.
- (2) Rekapitulasi Anggaran Kas (Pendapatan dan Penerimaan Pembiayaan, Belanja Tidak Langsung dan Pengeluaran Pembiayaan serta Belanja Langsung) per tribulan sebagaimana tersebut dalam lampiran IV Peraturan Bupati ini.


- (3) Rincian Anggaran Kas pada masing-masing Satuan Kerja Perangkat Daerah ditetapkan oleh Kepala Badan Pengelolaan Keuangan dan Aset Daerah Kabupaten Lamongan selaku Bendahara Umum Daerah.

Pasal 3

Peraturan Bupati ini mulai berlaku pada tanggal diundangkan.

Agar setiap orang mengetahuinya, memerintahkan pengundangan Peraturan Bupati ini dengan penempatannya dalam Berita Daerah Kabupaten Lamongan.

Ditetapkan di Lamongan
pada tanggal 2 Januari 2015



Diundangkan di Lamongan
Pada tanggal 2 Januari 2015

SEKRETARIS DAERAH KABUPATEN
L A M O N G A N

YUHEONUR EFENDI

BERITA DAERAH KABUPATEN LAMONGAN TAHUN 2015 NOMOR 1

Lampiran I Peraturan Bupati Lamongan
 Nomor : 1 Tahun 2015
 Tanggal : 2 Januari 2015

ANGGARAN PENDAPATAN
ANGGARAN KAS PEMERINTAH KABUPATEN LAMONGAN
TAHUN ANGGARAN 2015

| NO. | U R A I A N | JUMLAH ANGGARAN | RENCANA REALISASI | | | |
|-----|---|-----------------------------|---------------------------|---------------------------|---------------------------|---------------------------|
| | | | TRIWULAN I | TRIWULAN II | TRIWULAN III | TRIWULAN IV |
| 1 | 2 | 3 | 4 | 5 | 6 | 7 |
| I | PENDAPATAN DAERAH | 2,142,938,748,878.12 | 630,112,873,673.42 | 502,398,499,379.28 | 512,146,695,879.28 | 498,280,679,946.14 |
| | Pendapatan Asli Daerah | 266,767,894,117.12 | 53,353,578,823.42 | 66,691,973,529.28 | 66,691,973,529.28 | 80,030,368,235.14 |
| | Hasil Pajak Daerah | 68,572,752,670.00 | 13,714,550,534.00 | 17,143,188,167.50 | 17,143,188,167.50 | 20,571,825,801.00 |
| | Hasil Retribusi Daerah | 24,002,242,595.00 | 4,800,448,519.00 | 6,000,560,648.75 | 6,000,560,648.75 | 7,200,672,778.50 |
| | Hasil Pengelolaan Kekayaan Daerah yang Dipisahkan | 20,875,871,772.12 | 4,175,174,354.42 | 5,218,967,943.03 | 5,218,967,943.03 | 6,262,761,531.64 |
| | Lain-lain Pendapatan Asli Daerah yang Sah | 153,317,027,080.00 | 30,663,405,416.00 | 38,329,256,770.00 | 38,329,256,770.00 | 45,995,108,124.00 |
| | Dana Perimbangan | 1,259,978,025,000.00 | 317,003,195,000.00 | 314,994,497,500.00 | 314,994,497,500.00 | 312,985,835,000.00 |
| | Bagi Hasil Pajak/Bagi Hasil Bukan Pajak | 155,503,160,000.00 | 38,875,790,000.00 | 38,875,790,000.00 | 38,875,790,000.00 | 38,875,790,000.00 |
| | Dana Alokasi Umum | 1,064,300,915,000.00 | 266,075,220,000.00 | 266,075,220,000.00 | 266,075,220,000.00 | 266,075,255,000.00 |
| | Dana Alokasi Khusus | 40,173,950,000.00 | 12,052,185,000.00 | 10,043,487,500.00 | 10,043,487,500.00 | 8,034,790,000.00 |
| | Lain-lain Pendapatan Daerah yang Sah | 616,192,829,761.00 | 259,756,099,850.00 | 120,712,028,350.00 | 130,460,224,850.00 | 105,264,476,711.00 |
| | Dana Bagi Hasil Pajak dari Propinsi | 104,383,242,291.00 | 26,095,810,500.00 | 26,095,810,500.00 | 26,095,810,500.00 | 26,095,810,791.00 |
| | Dana Penyesuaian dan Otonomi Khusus | 397,913,573,070.00 | 119,800,043,500.00 | 94,604,295,000.00 | 104,352,491,500.00 | 79,156,743,070.00 |
| | Bantuan Keuangan dari Propinsi atau Pemerintah Daerah Lainnya | 113,848,323,000.00 | 113,848,323,000.00 | 0.00 | 0.00 | 0.00 |
| | Dana Bagi Hasil Retribusi dari Propinsi Pemerintah Daerah Lainnya | 47,691,400.00 | 11,922,850.00 | 11,922,850.00 | 11,922,850.00 | 11,922,850.00 |
| | JUMLAH PENDAPATAN | 2,142,938,748,878.12 | 630,112,873,673.42 | 502,398,499,379.28 | 512,146,695,879.28 | 498,280,679,946.14 |

BUPATI LAMONGAN,
 FADEL

Lampiran II Peraturan Bupati Lamongan
 Nomor : 1 Tahun 2015
 Tanggal : 2 Januari 2015

**ANGGARAN BELANJA
 ANGGARAN KAS PEMERINTAH KABUPATEN LAMONGAN
 TAHUN ANGGARAN 2015**

| NO. | U R A I A N | JUMLAH ANGGARAN | RENCANA REALISASI | | | |
|-----|---|-----------------------------|---------------------------|---------------------------|---------------------------|---------------------------|
| | | | TRIWULAN I | TRIWULAN II | TRIWULAN III | TRIWULAN IV |
| 1 | 2 | 3 | 4 | 5 | 6 | 7 |
| II | BELANJA DAERAH | 2,196,879,102,430.12 | 377,342,798,066.00 | 710,668,171,612.12 | 576,346,394,514.00 | 532,521,738,238.00 |
| | Belanja Tidak Langsung | 1,447,365,147,833.12 | 236,143,145,970.00 | 472,589,824,804.12 | 348,209,940,877.00 | 390,422,236,182.00 |
| | Belanja Pegawai | 1,071,416,379,620.00 | 177,733,632,470.00 | 309,445,824,833.00 | 254,031,483,149.00 | 330,205,439,168.00 |
| | Belanja Hibah | 122,069,304,000.00 | 31,128,300,000.00 | 46,963,104,000.00 | 29,723,250,000.00 | 14,254,650,000.00 |
| | Belanja Bantuan Sosial | 11,993,460,000.00 | 390,995,000.00 | 3,710,725,000.00 | 975,995,000.00 | 6,915,745,000.00 |
| | Belanja Bagi Hasil Kepada Propinsi/Kabupaten/Kota dan Pem.Desa | 3,393,400,000.00 | 1,402,375,000.00 | 899,175,000.00 | 641,675,000.00 | 450,175,000.00 |
| | Belanja Bantuan Keuangan Kepada Provinsi/Kabupaten//Kota dan Pem.Desa | 234,548,831,096.50 | 25,487,843,500.00 | 107,627,222,854.50 | 62,837,537,728.00 | 38,596,227,014.00 |
| | Belanja Tidak Terduga | 3,943,773,116.62 | 0.00 | 3,943,773,116.62 | 0.00 | 0.00 |
| | Belanja Langsung | 749,513,954,597.00 | 141,199,652,096.00 | 238,078,346,808.00 | 228,136,453,637.00 | 142,099,502,056.00 |
| | Belanja Pegawai | 35,754,416,550.00 | 6,935,816,122.00 | 9,701,011,774.00 | 9,534,074,056.00 | 9,583,514,598.00 |
| | Belanja Barang dan Jasa | 392,454,634,386.00 | 92,929,173,049.00 | 116,655,631,042.00 | 95,212,079,285.00 | 87,657,751,010.00 |
| | Belanja Modal | 321,304,903,661.00 | 41,334,662,925.00 | 111,721,703,992.00 | 123,390,300,296.00 | 44,858,236,448.00 |
| | JUMLAH BELANJA DAERAH | 2,196,879,102,430.12 | 377,342,798,066.00 | 710,668,171,612.12 | 576,346,394,514.00 | 532,521,738,238.00 |

BUPATI LAMONGAN,
 FAEELI

Lampiran III Peraturan Bupati Lamongan
 Nomor : 1 Tahun 2015
 Tanggal : 2 Januari 2015

**ANGGARAN PEMBIAYAAN
 ANGGARAN KAS PEMERINTAH KABUPATEN LAMONGAN
 TAHUN ANGGARAN 2015**

| NO. | URAIAN | JUMLAH ANGGARAN | RENCANA REALISASI | | | |
|-----|--|--------------------------|--------------------------|--------------------------|--------------|--------------------------|
| | | | TRIWULAN I | TRIWULAN II | TRIWULAN III | TRIWULAN IV |
| 1 | 2 | 3 | 4 | 5 | 6 | 7 |
| III | PEMBIAYAAN DAERAH | 53,940,353,552.00 | 32,540,353,552.00 | -1,000,000,000.00 | 0.00 | 22,400,000,000.00 |
| | Penerimaan Pembiayaan | 79,340,353,552.00 | 56,940,353,552.00 | 0.00 | 0.00 | 22,400,000,000.00 |
| | Sisa Lebih Perhitungan Anggaran Daerah Tahun Sebelumnya | 56,940,353,552.00 | 56,940,353,552.00 | 0.00 | 0.00 | 0.00 |
| | Penerimaan Piutang Daerah | 22,400,000,000.00 | 0.00 | 0.00 | 0.00 | 22,400,000,000.00 |
| | Pengeluaran Pembiayaan | 25,400,000,000.00 | 24,400,000,000.00 | 1,000,000,000.00 | 0.00 | 0.00 |
| | Penyertaan Modal (Investasi) Pemerintah Daerah / Dana Bergulir | 25,400,000,000.00 | 24,400,000,000.00 | 1,000,000,000.00 | 0.00 | 0.00 |
| | JUMLAH PEMBIAYAAN | 53,940,353,552.00 | 32,540,353,552.00 | -1,000,000,000.00 | 0.00 | 22,400,000,000.00 |

BUPATI LAMONGAN

FADELI

Lampiran IV Peraturan Bupati Lamongan
 Nomor : 1 Tahun 2015
 Tanggal : 2 Januari 2015

**REKAPITULASI ANGGARAN KAS PER TRIWULAN
 PEMERINTAH KABUPATEN LAMONGAN
 TAHUN ANGGARAN 2015**

| KODE REKENING | URAIAN | JUMLAH ANGGARAN | TRIWULAN I (Rp) | TRIWULAN II (Rp) | TRIWULAN III (Rp) | TRIWULAN IV (Rp) |
|---------------|---|-----------------------------|---------------------------|---------------------------|---------------------------|---------------------------|
| 1 | 2 | 3 | 4 | 5 | 6 | 7 |
| | Saldo Awal Kas | | | <u>285,310,429,159.42</u> | <u>76,040,756,926.58</u> | <u>11,841,058,291.86</u> |
| | Pendapatan Asli Daerah | <u>266,767,894,117.12</u> | <u>53,353,578,823.42</u> | <u>66,691,973,529.28</u> | <u>66,691,973,529.28</u> | <u>80,030,368,235.14</u> |
| | Pajak Daerah | 68,572,752,670.00 | 13,714,550,534.00 | 17,143,188,167.50 | 17,143,188,167.50 | 20,571,825,801.00 |
| | Retribusi Daerah | 24,002,242,595.00 | 4,800,448,519.00 | 6,000,560,648.75 | 6,000,560,648.75 | 7,200,672,778.50 |
| | Hasil Pengelolaan Kekayaan Daerah Yang Dipisahkan | 20,875,871,772.12 | 4,175,174,354.42 | 5,218,967,943.03 | 5,218,967,943.03 | 6,262,761,531.64 |
| | Lain-lain Pendapatan Asli Daerah Yang Sah | 153,317,027,080.00 | 30,663,405,416.00 | 38,329,256,770.00 | 38,329,256,770.00 | 45,995,108,124.00 |
| | Dana Perimbangan | <u>1,259,978,025,000.00</u> | <u>317,003,195,000.00</u> | <u>314,994,497,500.00</u> | <u>314,994,497,500.00</u> | <u>312,985,835,000.00</u> |
| | Bagi Hasil Pajak/Bagi Hasil Bukan Pajak | 155,503,160,000.00 | 38,875,790,000.00 | 38,875,790,000.00 | 38,875,790,000.00 | 38,875,790,000.00 |
| | Dana Alokasi Umum | 1,064,300,915,000.00 | 266,075,220,000.00 | 266,075,220,000.00 | 266,075,220,000.00 | 266,075,255,000.00 |
| | Dana Alokasi Khusus | 40,173,950,000.00 | 12,052,185,000.00 | 10,043,487,500.00 | 10,043,487,500.00 | 8,034,790,000.00 |
| | Lain-Lain Pendapatan Daerah yang Sah | <u>616,192,829,761.00</u> | <u>259,756,099,850.00</u> | <u>120,712,028,350.00</u> | <u>130,460,224,850.00</u> | <u>105,264,476,711.00</u> |
| | Dana Bagi Hasil Pajak Dari Provinsi | 104,383,242,291.00 | 26,095,810,500.00 | 26,095,810,500.00 | 26,095,810,500.00 | 26,095,810,791.00 |
| | Dana Penyesuaian dan Otonomi Khusus | 397,913,573,070.00 | 119,800,043,500.00 | 94,604,295,000.00 | 104,352,491,500.00 | 79,156,743,070.00 |
| | Bantuan Keuangan dari Propinsi atau Pemerintah Daerah Lainnya | 113,848,323,000.00 | 113,848,323,000.00 | 0.00 | 0.00 | 0.00 |
| | Dana Bagi Hasil Retribusi Dari Provinsi dan Pemda Lainnya | 47,691,400.00 | 11,922,850.00 | 11,922,850.00 | 11,922,850.00 | 11,922,850.00 |
| | Pembiayaan Penerimaan | <u>79,340,353,552.00</u> | <u>56,940,353,552.00</u> | <u>0.00</u> | <u>0.00</u> | <u>22,400,000,000.00</u> |
| | Sisa Lebih Perhitungan Anggaran Tahun Anggaran Sebelumnya | 56,940,353,552.00 | 56,940,353,552.00 | 0.00 | 0.00 | 0.00 |
| | Penerimaan Piutang Daerah | 22,400,000,000.00 | 0.00 | 0.00 | 0.00 | 22,400,000,000.00 |
| | Jumlah Pendapatan dan Pembiayaan Penerimaan | <u>2,222,279,102,430.12</u> | <u>687,053,227,225.42</u> | <u>502,398,499,379.28</u> | <u>512,146,695,879.28</u> | <u>520,680,679,946.14</u> |
| | Jumlah Alokasi Kas Yang Tersedia Untuk Pengeluaran | <u>2,222,279,102,430.12</u> | <u>687,053,227,225.42</u> | <u>787,708,928,538.70</u> | <u>588,187,452,805.86</u> | <u>532,521,738,238.00</u> |

| KODE REKENING | URAIAN | JUMLAH ANGGARAN | TRIWULAN I (Rp) | TRIWULAN II (Rp) | TRIWULAN III (Rp) | TRIWULAN IV (Rp) |
|---------------|---|-----------------------------|---------------------------|---------------------------|---------------------------|---------------------------|
| 1 | 2 | 3 | 4 | 5 | 6 | 7 |
| | Alokasi Belanja Tidak Langsung dan Pembiayaan | | | | | |
| | Belanja Tidak Langsung | 1,447,365,147,833.12 | 236,143,145,970.00 | 472,589,824,804.12 | 348,209,940,877.00 | 390,422,236,182.00 |
| | Belanja Pegawai | 1,071,416,379,620.00 | 177,733,632,470.00 | 309,445,824,833.00 | 254,031,483,149.00 | 330,205,439,168.00 |
| | Belanja Hibah | 122,069,304,000.00 | 31,128,300,000.00 | 46,963,104,000.00 | 29,723,250,000.00 | 14,254,650,000.00 |
| | Belanja Bantuan Sosial | 11,993,460,000.00 | 390,995,000.00 | 3,710,725,000.00 | 975,995,000.00 | 6,915,745,000.00 |
| | Belanja Bagi Hasil kepada Pemerintah Desa | 3,393,400,000.00 | 1,402,375,000.00 | 899,175,000.00 | 641,675,000.00 | 450,175,000.00 |
| | Belanja Bantuan Keuangan Kepada Pemerintah Desa | 234,548,831,096.50 | 25,487,843,500.00 | 107,627,222,854.50 | 62,837,537,728.00 | 38,596,227,014.00 |
| | Belanja Tidak Terduga | 3,943,773,116.62 | 0.00 | 3,943,773,116.62 | 0.00 | 0.00 |
| | Pembiayaan Pengeluaran | 25,400,000,000.00 | 24,400,000,000.00 | 1,000,000,000.00 | 0.00 | 0.00 |
| | Penyertaan Modal (Investasi) Pemerintah Daerah / Dana Bergulir | 25,400,000,000.00 | 24,400,000,000.00 | 1,000,000,000.00 | 0.00 | 0.00 |
| | Jumlah Alokasi Belanja Tidak Langsung dan Pembiayaan Pengeluaran | 1,472,765,147,833.12 | 260,543,145,970.00 | 473,589,824,804.12 | 348,209,940,877.00 | 390,422,236,182.00 |
| | Sisa Kas Setelah Dikurangi Belanja Tidak Langsung dan Pembiayaan Pengeluaran | 749,513,954,597.00 | 426,510,081,255.42 | 314,119,103,734.58 | 239,977,511,928.86 | 142,099,502,056.00 |

| KODE REKENING | URAIAN | JUMLAH ANGGARAN | TRIWULAN I (Rp) | TRIWULAN II (Rp) | TRIWULAN III (Rp) | TRIWULAN IV (Rp) |
|---------------|---|---------------------------|--------------------------|--------------------------|--------------------------|--------------------------|
| 1 | 2 | 3 | 4 | 5 | 6 | 7 |
| | Belanja Langsung | | | | | |
| | 1 Dinas Pendidikan | 50,403,678,600.00 | 5,034,421,100.00 | 16,376,757,050.00 | 22,665,235,047.00 | 6,327,265,403.00 |
| | Belanja Pegawai | 2,739,057,000.00 | 585,822,300.00 | 898,607,300.00 | 691,500,100.00 | 563,127,300.00 |
| | Belanja Barang dan Jasa | 22,760,186,009.00 | 2,954,199,750.00 | 8,845,842,550.00 | 8,951,219,959.00 | 2,008,923,750.00 |
| | Belanja Modal | 24,904,435,591.00 | 1,494,399,050.00 | 6,632,307,200.00 | 13,022,514,988.00 | 3,755,214,353.00 |
| | 2 Dinas Kesehatan | 87,879,316,945.00 | 21,692,373,615.00 | 26,535,261,389.00 | 22,956,369,875.00 | 16,695,312,066.00 |
| | Belanja Pegawai | 3,443,666,000.00 | 766,713,001.00 | 924,644,001.00 | 881,059,981.00 | 871,249,017.00 |
| | Belanja Barang dan Jasa | 74,151,670,695.00 | 20,454,350,364.00 | 21,549,617,388.00 | 16,323,639,894.00 | 15,824,063,049.00 |
| | Belanja Modal | 10,283,980,250.00 | 471,310,250.00 | 4,061,000,000.00 | 5,751,670,000.00 | 0.00 |
| | 3 Rumah Sakit Daerah Dr. Soegiri | 115,698,453,620.00 | 22,908,610,605.00 | 28,774,426,200.00 | 28,773,299,500.00 | 35,242,117,315.00 |
| | Belanja Pegawai | 3,690,177,000.00 | 900,856,800.00 | 911,879,300.00 | 954,539,300.00 | 922,901,600.00 |
| | Belanja Barang dan Jasa | 78,082,448,020.00 | 19,377,753,805.00 | 17,593,135,900.00 | 15,723,135,900.00 | 25,388,422,415.00 |
| | Belanja Modal | 33,925,828,600.00 | 2,630,000,000.00 | 10,269,411,000.00 | 12,095,624,300.00 | 8,930,793,300.00 |
| | 4 Rumah Sakit Daerah Ngimbang | 27,512,820,000.00 | 5,502,564,000.00 | 6,878,205,000.00 | 6,878,205,000.00 | 8,253,846,000.00 |
| | Belanja Pegawai | 1,465,402,500.00 | 356,320,000.00 | 372,855,000.00 | 360,397,500.00 | 375,830,000.00 |
| | Belanja Barang dan Jasa | 17,756,867,080.00 | 3,963,244,000.00 | 5,713,850,000.00 | 4,692,907,500.00 | 3,386,865,580.00 |
| | Belanja Modal | 8,290,550,420.00 | 1,183,000,000.00 | 791,500,000.00 | 1,824,900,000.00 | 4,491,150,420.00 |
| | 5 Dinas PU Bina Marga | 127,633,319,800.00 | 11,398,452,910.00 | 50,874,915,450.00 | 59,075,645,500.00 | 6,284,305,940.00 |
| | Belanja Pegawai | 1,036,633,000.00 | 225,763,250.00 | 421,315,250.00 | 355,439,750.00 | 34,114,750.00 |
| | Belanja Barang dan Jasa | 11,749,783,500.00 | 3,884,226,860.00 | 5,639,292,550.00 | 1,544,984,950.00 | 681,279,140.00 |
| | Belanja Modal | 114,846,903,300.00 | 7,288,462,800.00 | 44,814,307,650.00 | 57,175,220,800.00 | 5,568,912,050.00 |
| | 6 Dinas PU Pengairan | 35,521,940,000.00 | 10,656,659,150.00 | 10,657,242,150.00 | 10,655,657,150.00 | 3,552,381,550.00 |
| | Belanja Pegawai | 995,896,000.00 | 159,816,000.00 | 242,959,000.00 | 480,855,500.00 | 112,265,500.00 |
| | Belanja Barang dan Jasa | 14,175,006,000.00 | 4,468,143,150.00 | 6,162,643,150.00 | 3,341,982,150.00 | 202,237,550.00 |
| | Belanja Modal | 20,351,038,000.00 | 6,028,700,000.00 | 4,251,640,000.00 | 6,832,819,500.00 | 3,237,878,500.00 |

| KODE REKENING | URAIAN | JUMLAH ANGGARAN | TRIWULAN I (Rp) | TRIWULAN II (Rp) | TRIWULAN III (Rp) | TRIWULAN IV (Rp) |
|---------------|--|---------------------------------|---------------------------------|---------------------------------|---------------------------------|---------------------------------|
| 1 | 2 | 3 | 4 | 5 | 6 | 7 |
| | 7 Dinas PU Cipta Karya | <u>75,941,192,700.00</u> | <u>11,574,915,940.00</u> | <u>25,221,881,042.00</u> | <u>21,250,428,048.00</u> | <u>17,893,967,670.00</u> |
| | Belanja Pegawai | 942,569,000.00 | 235,642,250.00 | 235,642,250.00 | 235,642,250.00 | 235,642,250.00 |
| | Belanja Barang dan Jasa | 26,394,455,500.00 | 6,598,613,875.00 | 6,598,613,875.00 | 6,598,613,875.00 | 6,598,613,875.00 |
| | Belanja Modal | 48,604,168,200.00 | 4,740,659,815.00 | 18,387,624,917.00 | 14,416,171,923.00 | 11,059,711,545.00 |
| | 8 Badan Perencanaan Pembangunan Daerah | <u>8,090,928,000.00</u> | <u>1,656,024,699.00</u> | <u>1,961,207,549.00</u> | <u>2,513,939,650.00</u> | <u>1,959,756,102.00</u> |
| | Belanja Pegawai | 1,970,252,000.00 | 288,608,000.00 | 525,118,000.00 | 685,859,500.00 | 470,666,500.00 |
| | Belanja Barang dan Jasa | 5,926,926,000.00 | 1,333,566,699.00 | 1,327,189,549.00 | 1,806,080,150.00 | 1,460,089,602.00 |
| | Belanja Modal | 193,750,000.00 | 33,850,000.00 | 108,900,000.00 | 22,000,000.00 | 29,000,000.00 |
| | 9 Kantor Penelitian & Pengembangan Daerah | <u>1,115,867,000.00</u> | <u>223,167,700.00</u> | <u>279,011,150.00</u> | <u>278,913,350.00</u> | <u>334,774,800.00</u> |
| | Belanja Pegawai | 145,330,000.00 | 10,483,400.00 | 53,244,200.00 | 48,178,400.00 | 33,424,000.00 |
| | Belanja Barang dan Jasa | 923,837,000.00 | 207,684,300.00 | 195,766,950.00 | 219,034,950.00 | 301,350,800.00 |
| | Belanja Modal | 46,700,000.00 | 5,000,000.00 | 30,000,000.00 | 11,700,000.00 | 0.00 |
| | 10 Dinas Perhubungan | <u>4,104,083,000.00</u> | <u>821,185,000.00</u> | <u>1,147,476,000.00</u> | <u>1,019,485,000.00</u> | <u>1,115,937,000.00</u> |
| | Belanja Pegawai | 493,518,000.00 | 54,550,000.00 | 119,393,000.00 | 163,700,000.00 | 155,875,000.00 |
| | Belanja Barang dan Jasa | 2,382,275,000.00 | 573,435,000.00 | 594,183,000.00 | 535,595,000.00 | 679,062,000.00 |
| | Belanja Modal | 1,228,290,000.00 | 193,200,000.00 | 433,900,000.00 | 320,190,000.00 | 281,000,000.00 |
| | 11 Badan Lingkungan Hidup | <u>5,612,849,000.00</u> | <u>1,735,997,350.00</u> | <u>1,959,742,250.00</u> | <u>1,128,537,050.00</u> | <u>788,572,350.00</u> |
| | Belanja Pegawai | 351,940,000.00 | 29,871,500.00 | 75,575,000.00 | 102,772,000.00 | 143,721,500.00 |
| | Belanja Barang dan Jasa | 4,481,501,000.00 | 1,627,085,850.00 | 1,193,299,250.00 | 1,025,765,050.00 | 635,350,850.00 |
| | Belanja Modal | 779,408,000.00 | 79,040,000.00 | 690,868,000.00 | 0.00 | 9,500,000.00 |
| | 12 Dinas Kependudukan dan Catatan Sipil | <u>2,999,512,500.00</u> | <u>599,781,500.00</u> | <u>749,845,750.00</u> | <u>948,212,250.00</u> | <u>701,673,000.00</u> |
| | Belanja Pegawai | 516,634,000.00 | 59,529,000.00 | 151,984,000.00 | 116,884,000.00 | 188,237,000.00 |
| | Belanja Barang dan Jasa | 1,334,168,500.00 | 269,516,500.00 | 326,347,750.00 | 269,868,250.00 | 468,436,000.00 |
| | Belanja Modal | 1,148,710,000.00 | 270,736,000.00 | 271,514,000.00 | 561,460,000.00 | 45,000,000.00 |

| KODE REKENING | URAIAN | JUMLAH ANGGARAN | TRIWULAN I (Rp) | TRIWULAN II (Rp) | TRIWULAN III (Rp) | TRIWULAN IV (Rp) |
|---------------|---|--------------------------|-------------------------|-------------------------|-------------------------|-------------------------|
| 1 | 2 | 3 | 4 | 5 | 6 | 7 |
| | 13 Badan Pemberdayaan Perempuan & KB. | 6,185,446,600.00 | 862,909,550.00 | 3,217,267,900.00 | 1,302,922,550.00 | 802,346,600.00 |
| | Belanja Pegawai | 264,169,000.00 | 23,640,000.00 | 49,465,000.00 | 51,644,000.00 | 139,420,000.00 |
| | Belanja Barang dan Jasa | 2,553,426,600.00 | 336,794,550.00 | 962,301,900.00 | 591,403,550.00 | 662,926,600.00 |
| | Belanja Modal | 3,367,851,000.00 | 502,475,000.00 | 2,205,501,000.00 | 659,875,000.00 | 0.00 |
| | 14 Dinas Sosial, Tenaga Kerja dan Transmigrasi | 12,783,924,000.00 | 9,620,997,500.00 | 830,113,700.00 | 1,247,107,000.00 | 1,085,705,800.00 |
| | Belanja Pegawai | 623,521,000.00 | 139,882,000.00 | 149,587,000.00 | 33,770,000.00 | 300,282,000.00 |
| | Belanja Barang dan Jasa | 2,528,113,100.00 | 475,225,600.00 | 436,666,700.00 | 834,797,000.00 | 781,423,800.00 |
| | Belanja Modal | 9,632,289,900.00 | 9,005,889,900.00 | 243,860,000.00 | 378,540,000.00 | 4,000,000.00 |
| | 15 Dinas Koperasi, Industri Dan Perdagangan | 4,663,964,000.00 | 980,008,500.00 | 1,557,210,000.00 | 1,083,541,000.00 | 1,043,204,500.00 |
| | Belanja Pegawai | 535,640,000.00 | 108,240,000.00 | 160,781,500.00 | 146,562,500.00 | 120,056,000.00 |
| | Belanja Barang dan Jasa | 3,824,424,000.00 | 822,118,500.00 | 1,149,178,500.00 | 936,978,500.00 | 916,148,500.00 |
| | Belanja Modal | 303,900,000.00 | 49,650,000.00 | 247,250,000.00 | 0.00 | 7,000,000.00 |
| | 16 Badan Penanaman Modal dan Perijinan | 2,028,995,700.00 | 397,960,150.00 | 518,042,950.00 | 552,837,350.00 | 560,155,250.00 |
| | Belanja Pegawai | 383,120,000.00 | 80,540,200.00 | 107,480,600.00 | 98,551,600.00 | 96,547,600.00 |
| | Belanja Barang dan Jasa | 1,492,575,700.00 | 306,819,950.00 | 341,062,350.00 | 434,485,750.00 | 410,207,650.00 |
| | Belanja Modal | 153,300,000.00 | 10,600,000.00 | 69,500,000.00 | 19,800,000.00 | 53,400,000.00 |
| | 17 Dinas Kebudayaan dan Pariwisata | 2,775,936,000.00 | 546,909,850.00 | 842,852,250.00 | 764,164,600.00 | 622,009,300.00 |
| | Belanja Pegawai | 176,312,000.00 | 20,733,000.00 | 40,475,000.00 | 89,350,000.00 | 25,754,000.00 |
| | Belanja Barang dan Jasa | 2,125,329,000.00 | 404,426,850.00 | 788,562,250.00 | 509,889,600.00 | 422,450,300.00 |
| | Belanja Modal | 474,295,000.00 | 121,750,000.00 | 13,815,000.00 | 164,925,000.00 | 173,805,000.00 |
| | 18 Dinas Pemuda dan Olahraga | 3,676,564,000.00 | 751,848,538.00 | 929,485,886.00 | 895,491,038.00 | 1,099,738,538.00 |
| | Belanja Pegawai | 189,224,000.00 | 27,230,538.00 | 41,872,386.00 | 40,715,538.00 | 79,405,538.00 |
| | Belanja Barang dan Jasa | 3,076,790,000.00 | 593,168,000.00 | 816,613,500.00 | 844,775,500.00 | 822,233,000.00 |
| | Belanja Modal | 410,550,000.00 | 131,450,000.00 | 71,000,000.00 | 10,000,000.00 | 198,100,000.00 |

| KODE REKENING | URAIAN | JUMLAH ANGGARAN | TRIWULAN I (Rp) | TRIWULAN II (Rp) | TRIWULAN III (Rp) | TRIWULAN IV (Rp) |
|---------------|---|--------------------------|-------------------------|--------------------------|--------------------------|-------------------------|
| 1 | 2 | 3 | 4 | 5 | 6 | 7 |
| | 19 Badan Kesatuan Bangsa & Politik | 2,830,500,000.00 | 566,806,000.00 | 724,173,600.00 | 713,636,400.00 | 825,884,000.00 |
| | Belanja Pegawai | 586,250,000.00 | 128,450,000.00 | 185,050,000.00 | 138,370,000.00 | 134,380,000.00 |
| | Belanja Barang dan Jasa | 2,159,350,000.00 | 353,456,000.00 | 539,123,600.00 | 575,266,400.00 | 691,504,000.00 |
| | Belanja Modal | 84,900,000.00 | 84,900,000.00 | 0.00 | 0.00 | 0.00 |
| | 20 Satuan Polisi Pamong Praja | 4,602,441,800.00 | 895,578,850.00 | 1,178,081,350.00 | 1,045,151,600.00 | 1,483,630,000.00 |
| | Belanja Pegawai | 1,208,730,000.00 | 275,136,000.00 | 326,381,000.00 | 267,592,000.00 | 339,621,000.00 |
| | Belanja Barang dan Jasa | 3,312,861,800.00 | 620,442,850.00 | 790,850,350.00 | 767,559,600.00 | 1,134,009,000.00 |
| | Belanja Modal | 80,850,000.00 | 0.00 | 60,850,000.00 | 10,000,000.00 | 10,000,000.00 |
| | 21 Badan Penanggulangan Bencana Daerah | 1,344,200,000.00 | 268,840,000.00 | 336,050,000.00 | 336,050,000.00 | 403,260,000.00 |
| | Belanja Pegawai | 129,890,000.00 | 31,100,000.00 | 40,955,000.00 | 39,275,000.00 | 18,560,000.00 |
| | Belanja Barang dan Jasa | 1,096,010,000.00 | 230,740,000.00 | 269,095,000.00 | 219,475,000.00 | 376,700,000.00 |
| | Belanja Modal | 118,300,000.00 | 7,000,000.00 | 26,000,000.00 | 77,300,000.00 | 8,000,000.00 |
| | 22 Dewan Perwakilan Rakyat Daerah | 0.00 | 0.00 | 0.00 | 0.00 | 0.00 |
| | Belanja Pegawai | 0.00 | 0.00 | 0.00 | 0.00 | 0.00 |
| | Belanja Barang dan Jasa | 0.00 | 0.00 | 0.00 | 0.00 | 0.00 |
| | Belanja Modal | 0.00 | 0.00 | 0.00 | 0.00 | 0.00 |
| | 23 Kepala Daerah dan Wakil Kepala Daerah | 0.00 | 0.00 | 0.00 | 0.00 | 0.00 |
| | Belanja Pegawai | 0.00 | 0.00 | 0.00 | 0.00 | 0.00 |
| | Belanja Barang dan Jasa | 0.00 | 0.00 | 0.00 | 0.00 | 0.00 |
| | Belanja Modal | 0.00 | 0.00 | 0.00 | 0.00 | 0.00 |
| | 24 Sekretariat Daerah | 38,394,593,400.00 | 8,569,991,400.00 | 11,426,669,100.00 | 10,708,982,200.00 | 7,688,950,700.00 |
| | Belanja Pegawai | 4,928,024,000.00 | 719,011,500.00 | 1,346,235,500.00 | 1,278,995,500.00 | 1,583,781,500.00 |
| | Belanja Barang dan Jasa | 25,828,919,400.00 | 6,390,791,900.00 | 6,593,488,600.00 | 6,880,811,700.00 | 5,963,827,200.00 |
| | Belanja Modal | 7,637,650,000.00 | 1,460,188,000.00 | 3,486,945,000.00 | 2,549,175,000.00 | 141,342,000.00 |

| KODE REKENING | URAIAN | JUMLAH ANGGARAN | TRIWULAN I (Rp) | TRIWULAN II (Rp) | TRIWULAN III (Rp) | TRIWULAN IV (Rp) |
|---------------|--|--------------------------|-------------------------|--------------------------|-------------------------|-------------------------|
| 1 | 2 | 3 | 4 | 5 | 6 | 7 |
| 25 | Sekretariat DPRD | <u>19,221,829,100.00</u> | <u>4,930,592,445.00</u> | <u>4,976,649,700.00</u> | <u>4,570,024,080.00</u> | <u>4,744,562,875.00</u> |
| | Belanja Pegawai | 553,672,000.00 | 138,418,000.00 | 138,418,000.00 | 138,418,000.00 | 138,418,000.00 |
| | Belanja Barang dan Jasa | 17,741,667,100.00 | 4,435,416,775.00 | 4,435,416,775.00 | 4,425,416,775.00 | 4,445,416,775.00 |
| | Belanja Modal | 926,490,000.00 | 356,757,670.00 | 402,814,925.00 | 6,189,305.00 | 160,728,100.00 |
| 26 | Badan Pengelolaan Keuangan dan Aset Daerah | <u>20,241,524,000.00</u> | <u>5,255,082,250.00</u> | <u>11,938,314,500.00</u> | <u>1,712,080,500.00</u> | <u>1,336,046,750.00</u> |
| | Belanja Pegawai | 1,894,659,000.00 | 413,595,750.00 | 483,741,750.00 | 546,666,250.00 | 450,655,250.00 |
| | Belanja Barang dan Jasa | 4,467,365,000.00 | 1,285,986,500.00 | 1,605,572,750.00 | 1,110,414,250.00 | 465,391,500.00 |
| | Belanja Modal | 13,879,500,000.00 | 3,555,500,000.00 | 9,849,000,000.00 | 55,000,000.00 | 420,000,000.00 |
| 27 | Inspektorat | <u>5,155,932,000.00</u> | <u>870,604,886.00</u> | <u>1,273,371,848.00</u> | <u>1,547,636,386.00</u> | <u>1,464,318,880.00</u> |
| | Belanja Pegawai | 275,432,000.00 | 55,024,386.00 | 88,674,848.00 | 56,971,386.00 | 74,761,380.00 |
| | Belanja Barang dan Jasa | 3,051,570,000.00 | 613,630,500.00 | 951,717,000.00 | 810,420,000.00 | 675,802,500.00 |
| | Belanja Modal | 1,828,930,000.00 | 201,950,000.00 | 232,980,000.00 | 680,245,000.00 | 713,755,000.00 |
| 28 | Dinas Pendapatan | <u>4,020,528,000.00</u> | <u>787,252,070.00</u> | <u>1,017,322,360.00</u> | <u>1,000,222,470.00</u> | <u>1,215,731,100.00</u> |
| | Belanja Pegawai | 365,329,000.00 | 48,031,070.00 | 76,404,760.00 | 93,051,070.00 | 147,842,100.00 |
| | Belanja Barang dan Jasa | 3,512,549,000.00 | 739,221,000.00 | 861,697,600.00 | 843,741,400.00 | 1,067,889,000.00 |
| | Belanja Modal | 142,650,000.00 | 0.00 | 79,220,000.00 | 63,430,000.00 | 0.00 |
| 29 | Badan Kepegawaian Daerah | <u>5,753,119,000.00</u> | <u>1,150,623,800.00</u> | <u>1,438,279,750.00</u> | <u>2,172,533,481.00</u> | <u>991,681,969.00</u> |
| | Belanja Pegawai | 468,492,000.00 | 77,269,000.00 | 120,724,500.00 | 116,098,000.00 | 154,400,500.00 |
| | Belanja Barang dan Jasa | 4,863,113,500.00 | 946,203,800.00 | 1,317,555,250.00 | 2,002,625,481.00 | 596,728,969.00 |
| | Belanja Modal | 421,513,500.00 | 127,151,000.00 | 0.00 | 53,810,000.00 | 240,552,500.00 |
| 30 | Sekretariat Korpri | <u>772,400,000.00</u> | <u>158,154,750.00</u> | <u>198,517,750.00</u> | <u>191,609,705.00</u> | <u>224,117,795.00</u> |
| | Belanja Pegawai | 143,456,000.00 | 14,667,000.00 | 35,208,000.00 | 53,722,955.00 | 39,858,045.00 |
| | Belanja Barang dan Jasa | 594,944,000.00 | 127,587,750.00 | 157,059,750.00 | 137,886,750.00 | 172,409,750.00 |
| | Belanja Modal | 34,000,000.00 | 15,900,000.00 | 6,250,000.00 | 0.00 | 11,850,000.00 |

| KODE REKENING | URAIAN | JUMLAH ANGGARAN | TRIWULAN I (Rp) | TRIWULAN II (Rp) | TRIWULAN III (Rp) | TRIWULAN IV (Rp) |
|---------------|---------------------------|-------------------------|-------------------------|-----------------------|------------------------|-------------------------|
| 1 | 2 | 3 | 4 | 5 | 6 | 7 |
| 31 | Kecamatan Lamongan | 3,649,193,300.00 | 1,266,078,600.00 | 753,053,300.00 | 357,571,800.00 | 1,272,489,600.00 |
| | Belanja Pegawai | 253,810,000.00 | 52,914,000 | 68,592,000 | 22,284,000 | 110,020,000 |
| | Belanja Barang dan Jasa | 3,009,758,300.00 | 1,213,164,600 | 309,023,800.00 | 332,662,800 | 1,154,907,100 |
| | Belanja Modal | 385,625,000.00 | 0.00 | 375,437,500.00 | 2,625,000 | 7,562,500 |
| 32 | Kecamatan Babat | 1,478,589,050.00 | 288,542,650.00 | 349,194,600.00 | 374,091,700.00 | 466,760,100.00 |
| | Belanja Pegawai | 96,410,000.00 | 14,445,000.00 | 34,540,500.00 | 14,445,000.00 | 32,979,500.00 |
| | Belanja Barang dan Jasa | 1,296,831,050.00 | 189,097,650.00 | 314,654,100.00 | 359,646,700.00 | 433,432,600.00 |
| | Belanja Modal | 85,348,000.00 | 85,000,000.00 | 0.00 | 0.00 | 348,000.00 |
| 33 | Kecamatan Paciran | 1,463,121,600.00 | 292,624,320.00 | 365,780,400.00 | 365,780,400.00 | 438,936,480.00 |
| | Belanja Pegawai | 111,553,000.00 | 21,087,870.00 | 43,318,561.00 | 21,029,769.00 | 26,116,800.00 |
| | Belanja Barang dan Jasa | 1,296,568,600.00 | 216,536,450.00 | 322,461,839.00 | 344,750,631.00 | 412,819,680.00 |
| | Belanja Modal | 55,000,000.00 | 55,000,000.00 | 0.00 | 0.00 | 0.00 |
| 34 | Kecamatan Brondong | 1,105,626,600.00 | 221,125,320.00 | 276,406,650.00 | 276,406,650.00 | 331,687,980.00 |
| | Belanja Pegawai | 64,248,000.00 | 8,010,000.00 | 27,198,000.00 | 17,712,000.00 | 11,328,000.00 |
| | Belanja Barang dan Jasa | 986,378,600.00 | 158,115,320.00 | 249,208,650.00 | 258,694,650.00 | 320,359,980.00 |
| | Belanja Modal | 55,000,000.00 | 55,000,000.00 | 0.00 | 0.00 | 0.00 |
| 35 | Kecamatan Turi | 521,526,000.00 | 108,449,701.00 | 131,291,100.00 | 139,182,600.00 | 142,602,599.00 |
| | Belanja Pegawai | 50,142,000.00 | 6,384,000.00 | 10,752,000.00 | 4,200,000.00 | 28,806,000.00 |
| | Belanja Barang dan Jasa | 446,384,000.00 | 77,065,701.00 | 120,539,100.00 | 134,982,600.00 | 113,796,599.00 |
| | Belanja Modal | 25,000,000.00 | 25,000,000.00 | 0.00 | 0.00 | 0.00 |
| 36 | Kecamatan Pucuk | 483,742,550.00 | 97,403,900.00 | 123,520,600.00 | 121,136,000.00 | 141,682,050.00 |
| | Belanja Pegawai | 62,357,050.00 | 9,133,200.00 | 26,137,200.00 | 8,083,300.00 | 19,003,350.00 |
| | Belanja Barang dan Jasa | 396,385,500.00 | 88,270,700.00 | 72,383,400.00 | 113,052,700.00 | 122,678,700.00 |
| | Belanja Modal | 25,000,000.00 | 0.00 | 25,000,000.00 | 0.00 | 0.00 |

| KODE REKENING | URAIAN | JUMLAH ANGGARAN | TRIWULAN I (Rp) | TRIWULAN II (Rp) | TRIWULAN III (Rp) | TRIWULAN IV (Rp) |
|---------------|-------------------------|-----------------------|-----------------------|-----------------------|-----------------------|-----------------------|
| 1 | 2 | 3 | 4 | 5 | 6 | 7 |
| 37 | Kecamatan Sukodadi | <u>688,723,600.00</u> | <u>135,206,638.00</u> | <u>227,453,036.00</u> | <u>131,020,788.00</u> | <u>195,043,138.00</u> |
| | Belanja Pegawai | 62,694,000.00 | 16,457,538.00 | 7,051,386.00 | 26,294,538.00 | 12,890,538.00 |
| | Belanja Barang dan Jasa | 412,029,600.00 | 93,749,100.00 | 40,851,650.00 | 104,726,250.00 | 172,702,600.00 |
| | Belanja Modal | 214,000,000.00 | 25,000,000.00 | 179,550,000.00 | 0.00 | 9,450,000.00 |
| 38 | Kecamatan Tikung | <u>486,356,600.00</u> | <u>97,264,997.00</u> | <u>121,589,997.00</u> | <u>121,587,497.00</u> | <u>145,914,109.00</u> |
| | Belanja Pegawai | 57,768,000.00 | 21,860,000.00 | 16,912,000.00 | 7,533,000.00 | 11,463,000.00 |
| | Belanja Barang dan Jasa | 403,588,600.00 | 75,404,997.00 | 79,677,997.00 | 114,054,497.00 | 134,451,109.00 |
| | Belanja Modal | 25,000,000.00 | 0.00 | 25,000,000.00 | 0.00 | 0.00 |
| 39 | Kecamatan Deket | <u>495,702,600.00</u> | <u>100,152,000.00</u> | <u>122,376,600.00</u> | <u>122,435,000.00</u> | <u>150,739,000.00</u> |
| | Belanja Pegawai | 64,978,000.00 | 6,375,000.00 | 10,871,500.00 | 6,707,000.00 | 41,024,500.00 |
| | Belanja Barang dan Jasa | 405,724,600.00 | 68,777,000.00 | 111,505,100.00 | 115,728,000.00 | 109,714,500.00 |
| | Belanja Modal | 25,000,000.00 | 25,000,000.00 | 0.00 | 0.00 | 0.00 |
| 40 | Kecamatan Kalitengah | <u>496,980,600.00</u> | <u>99,359,624.00</u> | <u>124,257,632.00</u> | <u>124,308,523.00</u> | <u>149,054,821.00</u> |
| | Belanja Pegawai | 66,480,000.00 | 16,080,924.00 | 12,003,232.00 | 16,552,923.00 | 21,842,921.00 |
| | Belanja Barang dan Jasa | 405,500,600.00 | 83,278,700.00 | 87,254,400.00 | 107,755,600.00 | 127,211,900.00 |
| | Belanja Modal | 25,000,000.00 | 0.00 | 25,000,000.00 | 0.00 | 0.00 |
| 41 | Kecamatan Kembangbahu | <u>499,775,600.00</u> | <u>103,606,950.00</u> | <u>115,818,900.00</u> | <u>126,052,550.00</u> | <u>154,297,200.00</u> |
| | Belanja Pegawai | 75,820,000.00 | 11,470,000.00 | 30,902,000.00 | 10,871,000.00 | 22,577,000.00 |
| | Belanja Barang dan Jasa | 398,955,600.00 | 67,136,950.00 | 84,916,900.00 | 115,181,550.00 | 131,720,200.00 |
| | Belanja Modal | 25,000,000.00 | 25,000,000.00 | 0.00 | 0.00 | 0.00 |
| 42 | Kecamatan Mantup | <u>488,420,600.00</u> | <u>102,003,000.00</u> | <u>117,674,600.00</u> | <u>123,534,000.00</u> | <u>145,209,000.00</u> |
| | Belanja Pegawai | 68,206,000.00 | 16,551,000.00 | 15,364,500.00 | 16,551,000.00 | 19,739,500.00 |
| | Belanja Barang dan Jasa | 395,214,600.00 | 85,452,000.00 | 77,310,100.00 | 106,983,000.00 | 125,469,500.00 |
| | Belanja Modal | 25,000,000.00 | 0.00 | 25,000,000.00 | 0.00 | 0.00 |


| KODE REKENING | URAIAN | JUMLAH ANGGARAN | TRIWULAN I (Rp) | TRIWULAN II (Rp) | TRIWULAN III (Rp) | TRIWULAN IV (Rp) |
|---------------|------------------------------------|-----------------------|-----------------------|-----------------------|------------------------|-----------------------|
| 1 | 2 | 3 | 4 | 5 | 6 | 7 |
| | 43 Kecamatan Modo | 466,856,600.00 | 94,455,000.00 | 115,465,000.00 | 116,465,000.00 | 140,471,600.00 |
| | Belanja Pegawai | 54,399,000.00 | 16,725,000.00 | 10,474,500.00 | 4,200,000.00 | 22,999,500.00 |
| | Belanja Barang dan Jasa | 387,457,600.00 | 52,730,000.00 | 104,990,500.00 | 112,265,000.00 | 117,472,100.00 |
| | Belanja Modal | 25,000,000.00 | 25,000,000.00 | 0.00 | 0.00 | 0.00 |
| | 44 Kecamatan Bluluk | 473,119,600.00 | 110,404,900.00 | 118,274,900.00 | 122,034,900.00 | 122,404,900.00 |
| | Belanja Pegawai | 63,962,000.00 | 11,880,750.00 | 13,972,250.00 | 13,972,250.00 | 24,136,750.00 |
| | Belanja Barang dan Jasa | 384,157,600.00 | 98,524,150.00 | 79,302,650.00 | 108,062,650.00 | 98,268,150.00 |
| | Belanja Modal | 25,000,000.00 | 0.00 | 25,000,000.00 | 0.00 | 0.00 |
| | 45 Kecamatan Karangbinangun | 502,420,600.00 | 100,362,400.00 | 125,577,740.00 | 125,549,400.00 | 150,931,060.00 |
| | Belanja Pegawai | 74,910,000.00 | 17,569,100.00 | 10,034,940.00 | 15,717,600.00 | 31,588,360.00 |
| | Belanja Barang dan Jasa | 402,510,600.00 | 82,793,300.00 | 90,542,800.00 | 109,831,800.00 | 119,342,700.00 |
| | Belanja Modal | 25,000,000.00 | 0.00 | 25,000,000.00 | 0.00 | 0.00 |
| | 46 Kecamatan Glagah | 488,063,000.00 | 97,636,500.00 | 122,029,000.00 | 121,967,500.00 | 146,430,000.00 |
| | Belanja Pegawai | 59,405,000.00 | 22,207,500.00 | 7,050,000.00 | 12,889,500.00 | 17,258,000.00 |
| | Belanja Barang dan Jasa | 403,658,000.00 | 75,429,000.00 | 89,979,000.00 | 109,078,000.00 | 129,172,000.00 |
| | Belanja Modal | 25,000,000.00 | 0.00 | 25,000,000.00 | 0.00 | 0.00 |
| | 47 Kecamatan Ngimbang | 477,559,500.00 | 94,905,709.00 | 120,888,123.00 | 118,694,709.00 | 143,070,959.00 |
| | Belanja Pegawai | 58,689,000.00 | 8,356,384.00 | 14,764,848.00 | 22,843,384.00 | 12,724,384.00 |
| | Belanja Barang dan Jasa | 393,870,500.00 | 86,549,325.00 | 81,123,275.00 | 95,851,325.00 | 130,346,575.00 |
| | Belanja Modal | 25,000,000.00 | 0.00 | 25,000,000.00 | 0.00 | 0.00 |
| | 48 Kecamatan Sugio | 488,690,600.00 | 97,748,965.00 | 122,155,205.00 | 122,191,965.00 | 146,594,465.00 |
| | Belanja Pegawai | 71,660,000.00 | 13,059,690.00 | 26,058,930.00 | 10,875,690.00 | 21,665,690.00 |
| | Belanja Barang dan Jasa | 392,030,600.00 | 59,689,275.00 | 96,096,275.00 | 111,316,275.00 | 124,928,775.00 |
| | Belanja Modal | 25,000,000.00 | 25,000,000.00 | 0.00 | 0.00 | 0.00 |

| KODE REKENING | URAIAN | JUMLAH ANGGARAN | TRIWULAN I (Rp) | TRIWULAN II (Rp) | TRIWULAN III (Rp) | TRIWULAN IV (Rp) |
|---------------|-------------------------|-----------------------|-----------------------|-----------------------|------------------------|-----------------------|
| 1 | 2 | 3 | 4 | 5 | 6 | 7 |
| 49 | Kecamatan Karanggeneng | <u>485,252,600.00</u> | <u>101,613,000.00</u> | <u>125,796,000.00</u> | <u>124,708,600.00</u> | <u>133,135,000.00</u> |
| | Belanja Pegawai | 64,906,000.00 | 15,335,000.00 | 7,399,000.00 | 15,335,000.00 | 26,837,000.00 |
| | Belanja Barang dan Jasa | 395,346,600.00 | 86,278,000.00 | 93,397,000.00 | 109,373,600.00 | 106,298,000.00 |
| | Belanja Modal | 25,000,000.00 | 0.00 | 25,000,000.00 | 0.00 | 0.00 |
| 50 | Kecamatan Sambeng | <u>494,211,600.00</u> | <u>98,742,700.00</u> | <u>123,934,650.00</u> | <u>123,682,000.00</u> | <u>147,852,250.00</u> |
| | Belanja Pegawai | 83,680,000.00 | 11,406,000.00 | 44,412,500.00 | 10,356,000.00 | 17,505,500.00 |
| | Belanja Barang dan Jasa | 385,531,600.00 | 62,336,700.00 | 79,522,150.00 | 113,326,000.00 | 130,346,750.00 |
| | Belanja Modal | 25,000,000.00 | 25,000,000.00 | 0.00 | 0.00 | 0.00 |
| 51 | Kecamatan Kedungpring | <u>652,553,200.00</u> | <u>133,862,500.00</u> | <u>166,188,500.00</u> | <u>164,825,000.00</u> | <u>187,677,200.00</u> |
| | Belanja Pegawai | 57,572,000.00 | 16,946,500.00 | 10,367,000.00 | 11,322,500.00 | 18,936,000.00 |
| | Belanja Barang dan Jasa | 400,681,200.00 | 91,916,000.00 | 80,821,500.00 | 59,302,500.00 | 168,641,200.00 |
| | Belanja Modal | 194,300,000.00 | 25,000,000.00 | 75,000,000.00 | 94,200,000.00 | 100,000.00 |
| 52 | Kecamatan Laren | <u>461,556,600.00</u> | <u>86,245,600.00</u> | <u>116,330,550.00</u> | <u>119,794,600.00</u> | <u>139,185,850.00</u> |
| | Belanja Pegawai | 50,142,000.00 | 6,384,000.00 | 12,135,000.00 | 20,871,000.00 | 10,752,000.00 |
| | Belanja Barang dan Jasa | 386,414,600.00 | 79,861,600.00 | 79,195,550.00 | 98,923,600.00 | 128,433,850.00 |
| | Belanja Modal | 25,000,000.00 | 0.00 | 25,000,000.00 | 0.00 | 0.00 |
| 53 | Kecamatan Sekaran | <u>470,728,600.00</u> | <u>94,275,000.00</u> | <u>117,743,000.00</u> | <u>117,841,000.00</u> | <u>140,869,600.00</u> |
| | Belanja Pegawai | 63,432,000.00 | 13,432,250.00 | 19,757,500.00 | 17,168,250.00 | 13,074,000.00 |
| | Belanja Barang dan Jasa | 382,296,600.00 | 80,842,750.00 | 72,985,500.00 | 100,672,750.00 | 127,795,600.00 |
| | Belanja Modal | 25,000,000.00 | 0.00 | 25,000,000.00 | 0.00 | 0.00 |
| 54 | Kecamatan Sarirejo | <u>546,823,600.00</u> | <u>113,985,000.00</u> | <u>129,957,000.00</u> | <u>138,156,000.00</u> | <u>164,725,600.00</u> |
| | Belanja Pegawai | 69,843,000.00 | 15,960,000.00 | 11,842,000.00 | 11,142,000.00 | 30,899,000.00 |
| | Belanja Barang dan Jasa | 382,980,600.00 | 88,895,000.00 | 118,115,000.00 | 102,014,000.00 | 73,956,600.00 |
| | Belanja Modal | 94,000,000.00 | 9,130,000.00 | 0.00 | 25,000,000.00 | 59,870,000.00 |


| KODE REKENING | URAIAN | JUMLAH ANGGARAN | TRIWULAN I (Rp) | TRIWULAN II (Rp) | TRIWULAN III (Rp) | TRIWULAN IV (Rp) |
|---------------|------------------------------------|-------------------------|-------------------------|-------------------------|-------------------------|-------------------------|
| 1 | 2 | 3 | 4 | 5 | 6 | 7 |
| 55 | Kecamatan Sukorame | <u>478,562,600.00</u> | <u>98,963,984.00</u> | <u>115,135,148.00</u> | <u>120,252,984.00</u> | <u>144,210,484.00</u> |
| | Belanja Pegawai | 61,874,000.00 | 9,091,384.00 | 15,744,848.00 | 23,578,384.00 | 13,459,384.00 |
| | Belanja Barang dan Jasa | 391,688,600.00 | 64,872,600.00 | 99,390,300.00 | 96,674,600.00 | 130,751,100.00 |
| | Belanja Modal | 25,000,000.00 | 25,000,000.00 | 0.00 | 0.00 | 0.00 |
| 56 | Kecamatan Solokura | <u>475,488,600.00</u> | <u>95,119,230.00</u> | <u>118,867,908.00</u> | <u>118,855,231.00</u> | <u>142,646,231.00</u> |
| | Belanja Pegawai | 64,878,000.00 | 14,196,230.00 | 14,089,808.00 | 14,196,231.00 | 22,395,731.00 |
| | Belanja Barang dan Jasa | 385,610,600.00 | 80,923,000.00 | 79,778,100.00 | 104,659,000.00 | 120,250,500.00 |
| | Belanja Modal | 25,000,000.00 | 0.00 | 25,000,000.00 | 0.00 | 0.00 |
| 57 | Kecamatan Maduran | <u>469,593,600.00</u> | <u>93,806,900.00</u> | <u>116,239,900.00</u> | <u>118,773,400.00</u> | <u>140,773,400.00</u> |
| | Belanja Pegawai | 64,077,000.00 | 22,461,750.00 | 10,959,750.00 | 13,143,750.00 | 17,511,750.00 |
| | Belanja Barang dan Jasa | 380,516,600.00 | 71,345,150.00 | 80,280,150.00 | 105,629,650.00 | 123,261,650.00 |
| | Belanja Modal | 25,000,000.00 | 0.00 | 25,000,000.00 | 0.00 | 0.00 |
| 58 | Kantor Ketahanan Pangan | <u>2,368,190,000.00</u> | <u>474,609,607.00</u> | <u>603,356,576.00</u> | <u>613,228,007.00</u> | <u>676,995,810.00</u> |
| | Belanja Pegawai | 199,217,000.00 | 37,093,307.00 | 45,111,076.00 | 50,049,307.00 | 66,963,310.00 |
| | Belanja Barang dan Jasa | 2,012,973,000.00 | 437,516,300.00 | 558,245,500.00 | 563,178,700.00 | 454,032,500.00 |
| | Belanja Modal | 156,000,000.00 | 0.00 | 0.00 | 0.00 | 156,000,000.00 |
| 59 | Badan Pemberdayaan Masyarakat Desa | <u>4,351,679,000.00</u> | <u>1,087,132,700.00</u> | <u>1,140,644,800.00</u> | <u>1,055,888,350.00</u> | <u>1,068,013,150.00</u> |
| | Belanja Pegawai | 517,022,000.00 | 72,087,500.00 | 168,146,000.00 | 118,603,500.00 | 158,185,000.00 |
| | Belanja Barang dan Jasa | 3,702,157,000.00 | 919,545,200.00 | 972,498,800.00 | 922,284,850.00 | 887,828,150.00 |
| | Belanja Modal | 132,500,000.00 | 95,500,000.00 | 0.00 | 15,000,000.00 | 22,000,000.00 |

| KODE REKENING | URAIAN | JUMLAH ANGGARAN | TRIWULAN I (Rp) | TRIWULAN II (Rp) | TRIWULAN III (Rp) | TRIWULAN IV (Rp) |
|---------------|--|---------------------------------|--------------------------------|---------------------------------|--------------------------------|--------------------------------|
| 1 | 2 | 3 | 4 | 5 | 6 | 7 |
| | 60 Badan Perpustakaan dan Arsip Daerah | <u>2,183,921,000.00</u> | <u>434,603,250.00</u> | <u>539,645,200.00</u> | <u>546,640,500.00</u> | <u>663,032,050.00</u> |
| | Belanja Pegawai | 397,186,000.00 | 83,770,800.00 | 102,451,300.00 | 118,251,600.00 | 92,712,300.00 |
| | Belanja Barang dan Jasa | 1,115,835,000.00 | 180,932,450.00 | 437,193,900.00 | 297,388,900.00 | 200,319,750.00 |
| | Belanja Modal | 670,900,000.00 | 169,900,000.00 | 0.00 | 131,000,000.00 | 370,000,000.00 |
| | 61 Kantor Pengolahan Data Elektronik | <u>3,410,973,032.00</u> | <u>698,389,903.00</u> | <u>896,279,509.00</u> | <u>813,539,008.00</u> | <u>1,002,764,612.00</u> |
| | Belanja Pegawai | 126,663,000.00 | 16,893,000.00 | 36,324,000.00 | 28,533,000.00 | 44,913,000.00 |
| | Belanja Barang dan Jasa | 2,761,280,032.00 | 486,496,903.00 | 706,595,509.00 | 710,872,008.00 | 857,315,612.00 |
| | Belanja Modal | 523,030,000.00 | 195,000,000.00 | 153,360,000.00 | 74,134,000.00 | 100,536,000.00 |
| | 62 Dinas Pertanian dan Kehutanan | <u>24,640,335,000.00</u> | <u>1,539,870,740.00</u> | <u>12,232,634,800.00</u> | <u>6,481,261,280.00</u> | <u>4,386,568,180.00</u> |
| | Belanja Pegawai | 1,155,512,000.00 | 288,878,000.00 | 288,878,000.00 | 288,878,000.00 | 288,878,000.00 |
| | Belanja Barang dan Jasa | 16,964,452,000.00 | 1,141,113,000.00 | 10,241,113,000.00 | 4,241,113,000.00 | 1,341,113,000.00 |
| | Belanja Modal | 6,520,371,000.00 | 109,879,740.00 | 1,702,643,800.00 | 1,951,270,280.00 | 2,756,577,180.00 |
| | 63 Dinas Peternakan dan Kesehatan Hewan | <u>5,750,696,000.00</u> | <u>1,091,030,500.00</u> | <u>1,451,902,000.00</u> | <u>1,487,416,500.00</u> | <u>1,720,347,000.00</u> |
| | Belanja Pegawai | 343,560,000.00 | 34,037,500.00 | 115,874,500.00 | 109,656,500.00 | 83,991,500.00 |
| | Belanja Barang dan Jasa | 4,100,552,300.00 | 818,259,300.00 | 971,777,500.00 | 1,028,760,000.00 | 1,281,755,500.00 |
| | Belanja Modal | 1,306,583,700.00 | 238,733,700.00 | 364,250,000.00 | 349,000,000.00 | 354,600,000.00 |

| KODE REKENING | URAIAN | JUMLAH ANGGARAN | TRIWULAN I (Rp) | TRIWULAN II (Rp) | TRIWULAN III (Rp) | TRIWULAN IV (Rp) |
|---|------------------------------|--------------------|----------------------|-----------------------|------------------------|-----------------------|
| 1 | 2 | 3 | 4 | 5 | 6 | 7 |
| 64 | Dinas Perikanan dan Kelautan | 10,553,062,200.00 | 1,031,756,200.00 | 2,712,510,260.00 | 4,893,662,415.00 | 1,915,133,325.00 |
| | Belanja Pegawai | 500,367,000.00 | 12,332,000.00 | 86,850,000.00 | 163,645,000.00 | 237,540,000.00 |
| | Belanja Barang dan Jasa | 3,741,181,000.00 | 972,424,200.00 | 1,817,156,260.00 | 744,507,215.00 | 207,093,325.00 |
| | Belanja Modal | 6,311,514,200.00 | 47,000,000.00 | 808,504,000.00 | 3,985,510,200.00 | 1,470,500,000.00 |
| Jumlah Alokasi Belanja Langsung | | 749,513,954,597.00 | 141,199,652,096.00 | 238,078,346,808.00 | 228,136,453,637.00 | 142,099,502,056.00 |
| Sisa Kas Setelah Dikurangi Belanja Langsung | | 0.00 | 285,310,429,159.42 | 76,040,756,926.58 | 11,841,058,291.86 | 0.00 |



 BUPATI LAMONGAN,



 FADELI